

Missouri Gaming Commission

Annual Report to the General Assembly

FY 2007



Message from the Chairman

The Missouri Gaming Commission (MGC) is at full complement with the appointments by Governor Blunt and the confirmation by the Senate of Larry Plunkett, who has a distinguished career in law enforcement and Suzanne Bradley, a St. Joseph attorney. The Commission's direction and progress can be reported in two areas which we are charged under the law to address. These are enforcement and community impact.

Missouri is highly respected among the states for its in-depth background investigations and determination to keep unsavory characters out of the ownership and control of the casinos as well as off of our boats as gamblers. The 100 highway patrol personnel assigned to the Gaming Division bring an excellent reputation and presence to the casinos, of which Missouri can be proud. The Commission has been vigilant and aggressive in handing down sanctions to ensure compliance with laws, rules and regulations governing the operations of the casinos. We feel this is necessary to keep activities clean and to protect the integrity of the games.

Liquor licenses for casinos are issued under the jurisdiction of MGC. We addressed problems of excessive drinking and caused casinos to institute controls to curb these abuses, by directing monthly progress reports. Casinos are cooperating and will be brought into compliance. While corporate structure and finance affecting ownership of the casinos is changing, our investigators are staying abreast of these changes and developing an expanded expertise into corporate finance and investigatory techniques to ensure transparency.

During the 2007 legislative session, considerable time was spent on the issue of loss limits repeal as well as an increase in the tax on adjusted gross receipts. The Commission takes no position on these measures and most other issues. However, we will assist the Legislature with research and analysis. It should be noted once again that the loss limit places Missouri casinos at a competitive disadvantage to other states because of these restrictions. We also advised the Senate that the ID card currently required of casinos should be retained. We feel it is necessary to know the patrons in the casinos, whether they are of age, on the compulsive gambling list or of unsavory character.

With regard to community impact, the Missouri Gaming Commission is playing a major role in assuring that the casino industry continues to be an asset to their communities and the people of Missouri. The adjusted gross receipts tax, which yields nearly \$300 million per year, goes directly into the education fund. The admission fees, totaling \$108 million, supports the dock cities as well as other state agencies, as depicted in the charts of this annual report. MGC oversees these revenues to ensure accurate collection, counting and reporting.

The Commission visited two St. Louis area sites where Pinnacle Entertainment is making a \$1 billion investment. We believe this infusion of capital will have a significant economic impact on downtown St. Louis and the south county community of Lemay. Downtown is reported to be on target to open in December 2007, with Lemay coming on line a year later. Each time a casino is relicensed we have heard from the Mayor of the dock city, and without exception, we have been advised that the casino is a good corporate citizen and an economic asset to the community. We believe the two new casinos will have the same effect in their areas.

We have also taken a special interest in casino hiring of women and minorities and contracting with women and minority business. With vendors and suppliers numbering in the thousands, the gaming industry lends itself to small business strategies which include joint ventures and mentoring. Special recognition goes to Commissioner Jones for his leadership on this key issue. On a regular basis the Commission receives reports from the casinos on women and minority participation numbers.

Finally, the sale of Casino Aztar in Caruthersville tied both our law enforcement and community impact roles together. We declined to license two prospective buyers of Casino Aztar for compelling reasons. This void left the state and community in a devastating position; namely the loss of nearly 300 jobs and \$6 million in taxes. It was for this reason that we authorized a supervisor, which is permitted under our regulations, to keep the casino operating until a new buyer could be secured. This unusual caretaker arrangement was in place for a period of just five months, and ended in June 2007, when Isle of Capri finalized the purchase and MGC supervisorship was terminated.

The Commission is dedicated to assuring all Missourians that the casinos provide clean and honest entertainment, that they continue to be good corporate citizens, and provide a stream of state and local business taxes that support our schools, veterans and other worthy causes.

Commissioners

Noel J. Shull, *Chairman*



Noel J. Shull (Kansas City) has extensive experience in the financial services industry, primarily in the commercial lending area. He has served Missouri Bankers Association as Chairman of Governmental Affairs Committee. The U.S. Small Business Administration National Advisory Council Chairman appointed him Chairman of the Access to Capital Committee in 1988 and 1996. He has served on the board of directors for several banking institutions. He received an undergraduate degree from University of Missouri (UMC) in finance and real estate and a graduate degree in banking from Southwestern Graduate School of Banking at Southern Methodist University in Dallas, Texas. Mr. Shull is a past recipient of the U.S. Small Business Administration Regional Financial Services Advocate of the year award and the Kansas City UMC Business Alumni Chapter, 2004 Alumni of the year award. Mr. Shull was named Chairman of the Missouri Gaming Commission by Governor Blunt on April 7, 2006.

Darryl T. Jones



Darryl T. Jones (St. Louis) was formerly employed by Southwestern Bell Telephone Company for 15 years as a planning and design engineer and later as a financial analyst. Mr. Jones formed his own foodservice management company known as TRI-TEC, Inc. Over the past 10 years, he has strategically formed joint-venture partnership with some of the giants of the foodservice industry: Levy Restaurants in operating the foodservice at America's Center and the Edward Jones Dome; HMSHost in operating the foodservice for Lambert International Airport; and Aramark in operating foodservice for the St. Louis Public Schools. He serves as Trustee with Fontbonne University and he has previously served as Secretary/Treasurer Missouri Housing Development Commission; Chairman St. Louis Metropolitan Sewer District; St. Louis Public Schools Role Model Program; and Board Director of Inroads St. Louis.

Larry W. Plunkett



Larry W. Plunkett Sr. (Greenville) served in the United States Air Force and was subsequently appointed to the Missouri State Highway Patrol where he served with distinction for 30 years during which time he developed expertise in narcotics investigation, criminal investigation and as a polygraph examiner. He was then elected to two terms as Sheriff of Wayne County, Missouri. On January 1, 2005 he founded Misdemeanor Probation Services Inc., which provides supervision of persons placed on misdemeanor probation by the Courts in the 42nd Judicial Circuit, State of Missouri. He has served on the School Board of the Greenville R-II School District and is a reserve deputy sheriff in Wayne County, Missouri.

Samuel J. Hais



Samuel J. Hais (St. Louis) attended St. Louis University, undergraduate and law school. Judge Hais was an assistant prosecuting attorney in St. Louis County, a private practitioner specializing in trial practice, and in 1975, was appointed a County Magistrate. He was elected and retained as a Judge of the 21st Judicial Circuit numerous times over the years, and in 1991 was one of the founding members of the St. Louis County Family Court. Mr. Hais returned to the private practice of law in 2004, and is currently the managing partner of Hais, Hais and Kallen Law Firm in Clayton, Missouri. He now serves on the executive board of the Tour of Missouri Organization.

Suzanne Bocell Bradley



Suzanne Bocell Bradley (St. Joseph) is an attorney with Shughart, Thomson and Kilroy, P.C. Mrs. Bradley holds a bachelor's degree in education from the University of Kansas and a Juris Doctorate from the University of Missouri-Kansas City. Her experience includes a diversified general practice with an emphasis in civil litigation, wills and trusts, real estate and family matters. She has practiced law in Missouri since 1976 and has served as a Substitute Municipal Judge since 1986. Mrs. Bradley recently became a member of the Missouri Bar Board of Governors as well as President of St. Joseph Museums Inc. She is also a member of a number of civic organizations.

Message from the Executive Director



MGC staff has shaped into a cohesive, efficient and effective unit, capable of carrying out its mission, responsive to the taxpayers, Commissioners, Administration, Legislature and gaming industry. Over the past year, MGC consolidated functions, eliminating 12 positions, saving \$600,000, while elevating some salaries to competitive levels. Our Information Technology Department has launched a number of key initiatives, implementing video conferencing, to link our three primary offices and sub-offices at the casinos, saving travel dollars and providing enhanced communication. The optical imaging project is 50% finished, and will save in storage cost and facilitate document retrieval. Licensing will go on-line the first of September, and will make the licensing process more reliable and efficient.

Our primary focus has been to promote teamwork in our dedicated workforce, through regular newsletters, management meetings and feedback forums. Our management cadre retreated for a day to develop a strategic plan which identifies the Commission's mission, goals and objectives, and includes strategies and timelines for implementation. The State's new performance evaluation program was the subject of a day-long training session for MGC supervisory personnel. We are implementing this valuable management tool by coupling job descriptions with performance objectives dictated by our strategic plan, which will give our agency a framework for achieving our mission.

Recruiting and retaining qualified staff and providing ongoing training is of paramount importance to MGC. With continuing advancements in gaming technology and complex ownership structures employed by gaming companies, we continue to review and revise the Code of State Regulations and the Minimum Internal Controls to keep pace with this ever-changing industry.

While we have been successful in recruiting capable people, each one subject to a background check, evolution of gaming technology presents ongoing training challenges. We have expanded the scope of our electronic gaming device coverage from suppliers and casinos to include licensing of manufacturers and testing labs. We will need to be prepared to monitor casinos as they convert slot machines to wireless. Investigations will also be modified to deal with new ownership vehicles, such as private equity limited partnerships, pensions and various pools of money that are now being invested in the casino industry. The underlying principals, their assets and revenue sources must be transparent before a license will be issued. This will require knowledge, creativity and new investigatory strategies and training in order for MGC to be able to meet the challenge.

Highway Patrol personnel are to be commended for their performance. These plain clothes officers are hardly noticed, yet their presence is felt, ensuring that the Missouri casino experience is pleasant and safe. It is not by accident that there are so few incidents of criminal conduct on the boats.

Our Auditing Unit is operating according to plan and schedule. Our auditors have accounting degrees and an increase in salaries has allowed us to fill vacancies. Our auditors ensure an accurate count and collection of all taxes and fees. In addition, they demand compliance with rules and regulations which ensure the integrity of the games.

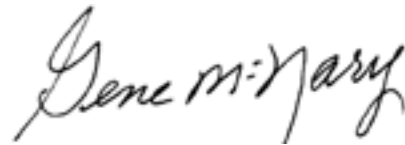
In order to advise the Commission as to the market for new casinos, in July MGC contracted for a statewide market study with the University of Missouri-St. Louis. The study will be completed by the end of the year, and will provide important data on how many casinos the market will support and where they should be located on Missouri's rivers.

This information will be vitally important to the Commission and Legislature as new casinos emerge in Kansas and existing ones are improved in Illinois. Missouri casinos face new competition. MGC has reported, pursuant to legislative mandate for several years, that Missouri's loss limit restriction (maximum \$500 buy-in every two hours) places Missouri's casinos at a competitive disadvantage with our neighboring states that have no such limit. The Missouri Senate debated the issue extensively in the last session, without taking action. As the gaming industry grows, the discussion on loss limits and other legislation will be revisited, and we will be prepared with research and analysis to assist the Legislature in shaping appropriate legislation.

Understanding the impact of a casino on the community is important to MGC, and in the next year we intend to identify and be able to report certain measurements which quantify the beneficial effect the casino industry has on communities. Such report will focus on employment, contribution to infrastructure, taxes, charitable giving and capital investment. We will also continue to monitor and measure women and minority business in the industry. Our Chief Financial Analyst will access standard economic development models which will provide economic impact based upon the multiplier effect.

As for the negative effects of gambling, there is no way to accurately measure the impact of gambling on welfare reliance, crime, drugs and alcohol. MGC's compulsive gamblers program continues to be an effective means of helping those who voluntarily exclude themselves from casinos. In addition, we will support legislation to divert the winnings of parents who are delinquent in their child support payments, to the support of their children. Further, we are in the process of implementing a program to target those who have committed gambling-related crimes by placing them on an exclusion list which bars them from entering Missouri casinos. As the Chairman has expressed, the Commission is determined to keep alcohol abuse to a minimum and we will work with the casinos to make sure appropriate procedures are in place and effective. While we may not be able to accurately measure negative spin-offs from gambling, we will work to reduce known problems, to the extent possible.

MGC management is committed to seeing that the staff functions as a team, operates cohesively, is relevant to the times, and equal to the task in assuring Missourians the gaming industry is an asset of which the State can be proud, with clean ownership and control, providing tourist and residents alike with honest entertainment. We will be dedicated and dynamic. You can bet on it!



Cadre Members

Gene McNary
Executive Director

Roger Stottlemire

Deputy Director of Enforcement
Former Colonel, MSHP

Christopher Hinckley

General Counsel
*Former Trial Attorney, St. Louis Circuit
Attorney's Office*

David Welch

Director of Policy & Legislative Affairs
Former Director of Elections, St. Louis County

Cheryl Alonzo

Director of Compliance Audit
Certified Internal Auditor

Angela Franks

Designated Principal Assistant
Commission Secretary & Paralegal

Alden Henrickson

Deputy Director of Administration
Former Budget Director for Dept. of Revenue

Martha LeMond

Chief Financial Analyst
*Forty Years Experience in Finance, Economics
and Management*

Ray Pope

Information Technology Director
Former VP of Data Center for Carfax

LeAnn McCarthy

Public Information Officer
Former Radio Operations Manager

Lester Elder

Captain, MSHP
*Assigned to Gaming Division through
Memorandum of Understanding*

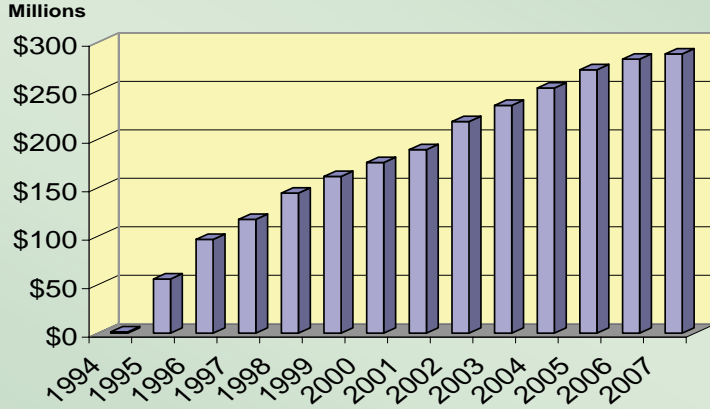
Admissions & Gaming Taxes



FY 07 Distributions from Admission Fees	
Organization	Amount
Veterans	\$ 6.0 million
National Guard	\$ 4.0 million
College Guaranty	\$ 5.0 million
Early Childhood Development	\$ 27.5 million
Compulsive Gambler Fund	\$.3 million
Total	\$ 42.8 million

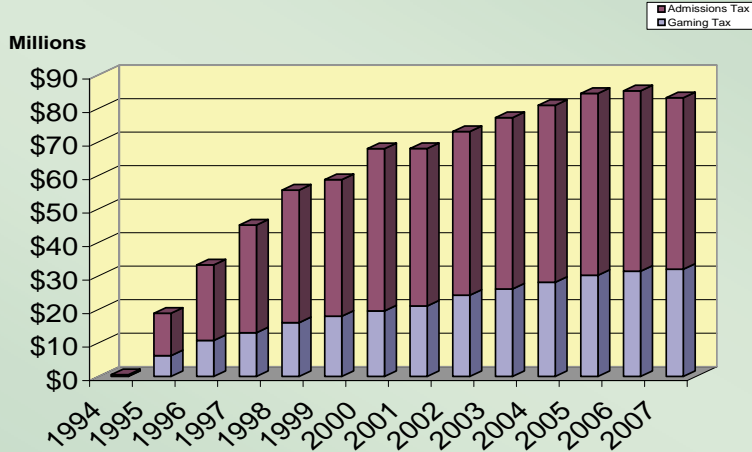


State Portion of Gaming Tax Collections



Total State Gaming Taxes to Missouri Schools Since 1994
\$2,529,969,281

Local Portion of Total Collections

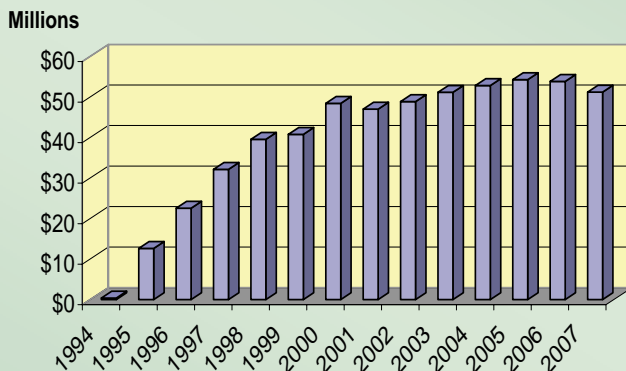


Total Local Gaming Taxes Since 1994
\$281,107,698

Total Local Admission Tax Collections Since 1994
\$559,857,319

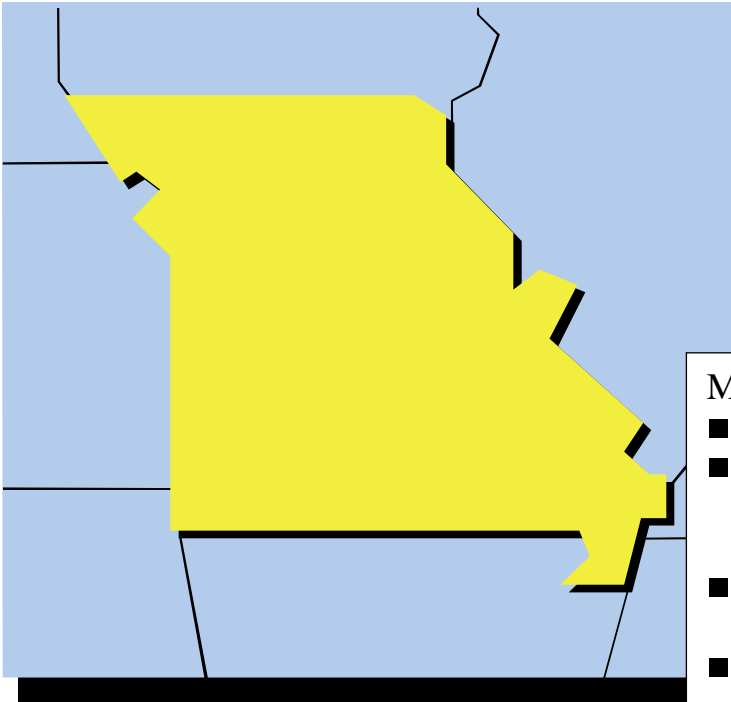
Grand Total of Local Gaming Revenues Since 1994
\$840,965,017

State Portion of Admission Tax Collections



Total State Admission Tax Collections Since 1994
\$559,857,319

Report on Competitiveness



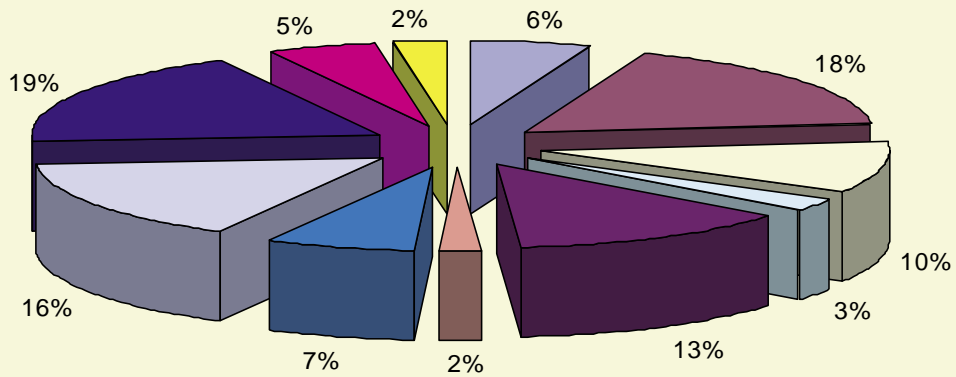
MISSOURI

- Commercial Gaming -- 11 Casinos
- 20% tax on gross gaming revenue; \$2 per patron admission fee, per excursion, split between home dock community and the state.
- Net Effective Tax Rate
Commercial Casinos -- 27.4%
- Consumer Spending on Commercial Casino Gaming
Calendar Year 2006 -- \$1.592 billion
- *St. Louis, Mo. /Illinois* is listed as **#7 in the top 20 U.S. Casino* Markets**, Calendar Year 2006
- *Kansas City, Mo.* is listed as **#13 in the top 20 U.S. Casino* Markets**, Calendar Year 2006

*(Source: American Gaming Association Annual Report)

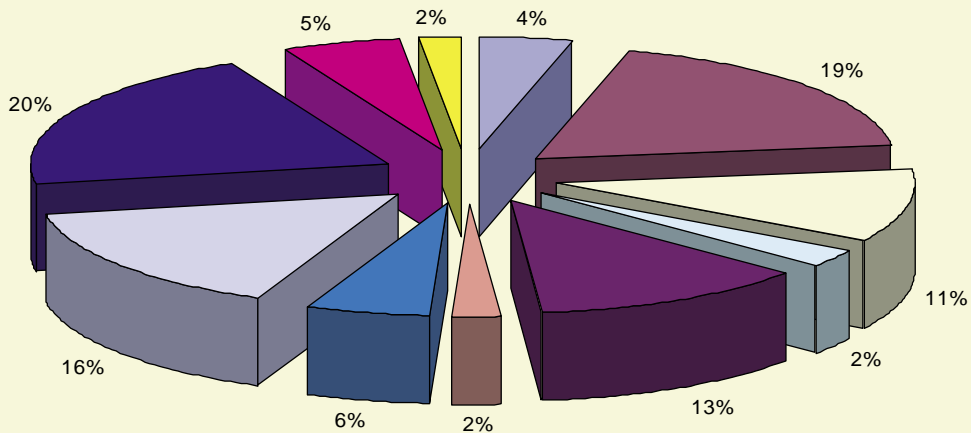
ILLINOIS	Commercial Gaming Graduated tax rate from 15% to 50% of gross gaming revenue, \$2 to \$3 admissions tax Net Effective Tax Rate-Commercial Casinos Consumer spending on Commercial Casino Gaming Calendar Year 2006	9 Casinos 43.20% \$1.924 billion
INDIANA	Commercial Gaming Graduated tax rate from 15% to 35% of gross gaming revenue; \$3 per patron admissions tax Net Effective Tax Rate Consumer Spending on commercial Casino Gaming Calendar Year 2006	11 Casinos 32.40% \$2.577 billion
IOWA	Commercial Gaming Net Effective Tax Rate Commercial Casinos Consumer Spending on Commercial Casino Gaming Calendar Year 2006 Racetrack Casinos Native American Gaming	16 Casinos 19.40% \$1.173 billion 3 Racinos (Class III) 1 - Class II
KANSAS	Commercial Gaming recently legalized Native American Gaming	4 sites authorized 5-Class II and III
MISSISSIPPI	Commercial Gaming Graduated tax rate on first \$134,000 of gaming revenue, with all subsequent gaming revenue taxed at 8%; up to 4% additional tax on gaming revenues may be imposed by local governments Net Effective Tax Rate Commercial Casino Gaming Calendar Year 2006 Native American Gaming	27 Casinos 22.50% \$2.570 billion 3-Class II
OKLAHOMA	Racetrack Casinos Native American Gaming	3 Racinos-Class III 79-Class II and III

ADMISSION FEES PERCENTAGE OF STATE TOTAL



- | | |
|---|---|
| <ul style="list-style-type: none"> President / PINNACLE / St. Louis - 6% Argosy / PENN N'TL / Riverside - 10% Harrah's / North Kansas City - 13% Isle of Capri / Kansas City - 7% Harrah's / Maryland Heights - 19% Mark Twain / TERRIBLE'S / LaGrange - 2% | <ul style="list-style-type: none"> Ameristar / St. Charles - 18% St. Jo Frontier / TERRIBLE'S / St. Joseph - 3% Aztar / ISLE / Caruthersville - 2% Ameristar / Kansas City - 16% Isle of Capri / Boonville - 5% |
|---|---|

GAMING TAX PERCENTAGE OF STATE TOTAL

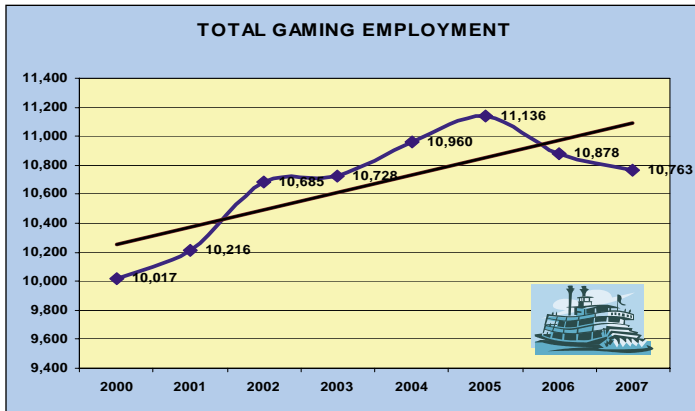


- | | |
|---|---|
| <ul style="list-style-type: none"> President / Pinnacle / St. Louis - 4% Argosy / PENN N'TL / Riverside - 11% Harrah's / North Kansas City - 13% Isle of Capri / Kansas City - 6% Harrah's / Maryland Heights - 20% Mark Twain / TERRIBLE'S / LaGrange - 2% | <ul style="list-style-type: none"> Ameristar / ST. CHARLES - 19% St. Jo Frontier / TERRIBLE'S / St. Joseph - 2% Aztar / ISLE / Caruthersville - 2% Ameristar / Kansas City - 16% Isle of Capri / Boonville - 5% |
|---|---|

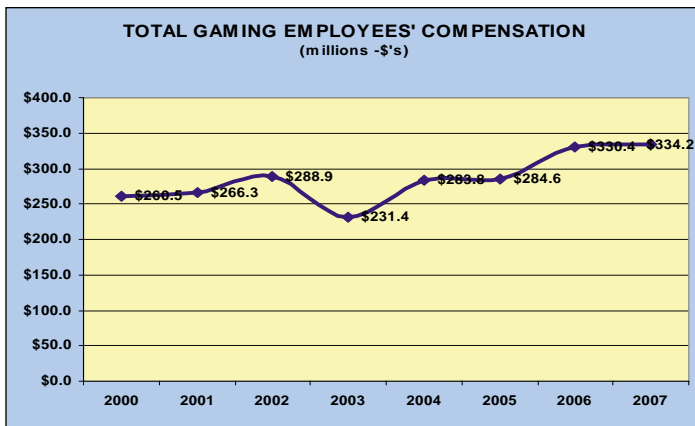
Economic Impact

In FY 2007, Missouri casinos:

- Employed **10,763** people
- Paid wages of **\$ 334.2 million**
- Contributed **\$ 319.9 million** in direct gaming taxes to state and local home-dock governments.
- Contributed **\$102.4 million** in total admission fees to special state funds and home-dock governments.
- Earned **\$1.6 billion** in gross gaming revenue.
- Paid total real estate and sales taxes of **\$366.8 million**, for a combined total of gaming and other taxes of **\$789.1 million**.
- Invested a total of **\$2.4 billion** in capital investment since 1998, with an additional **\$1 billion** coming on line in the next 12-18 months.

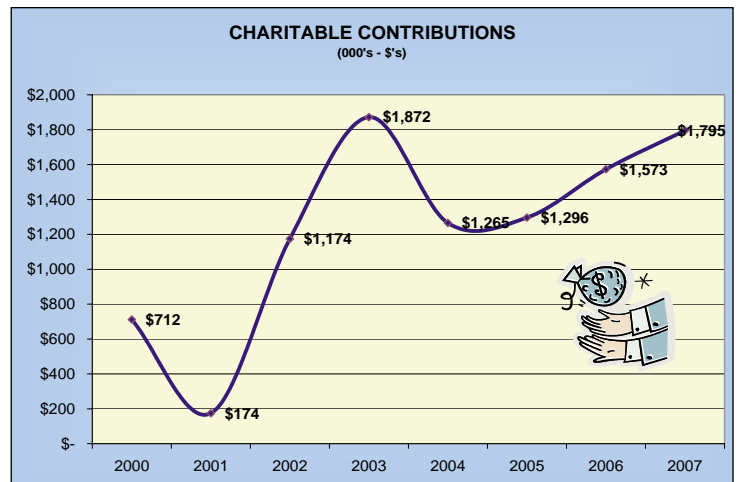
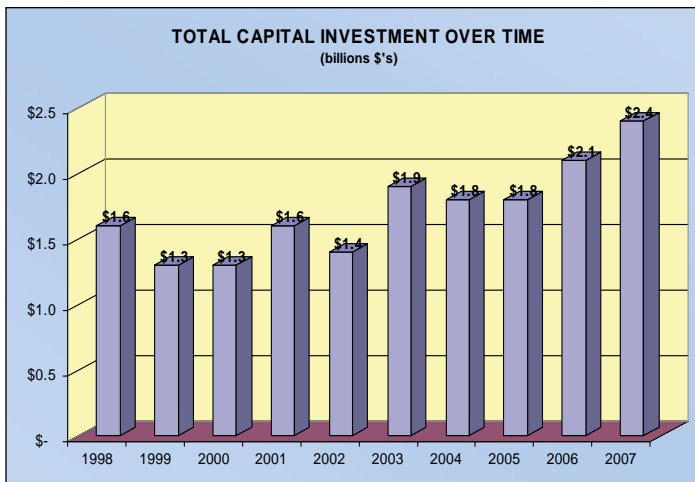


CASINO	TOTAL EMPLOYMENT							
	2000	2001	2002	2003	2004	2005	2006	2007
Ameristar Kansas City	2033	2088	1884	1918	1921	1836	1808	1739
Ameristar St. Charles	1073	1037	1111	1832	1923	1949	1853	1835
Argosy	865	817	828	836	1032	949	900	1068
Aztar	431	346	348	323	312	304	283	313
Harrah's Maryland Heights	2184	2121	2047	1736	1959	2077	1993	1986
Harrah's North Kansas City	1822	1736	1592	1589	1456	1493	1639	1537
Isle of Capri Boonville			692	561	623	602	606	631
Isle of Capri Kansas City	826	779	748	734	715	734	646	555
Pinnacle President	783	949	842	656	454	646	598	552
Terrible's Mark Twain			305	286	281	273	245	250
Terrible's St.Jo Frontier		343	288	257	284	273	307	297
TOTAL EMPLOYMENT	10,017	10,216	10,685	10,728	10,960	11,136	10,878	10,763



CASINO	TOTAL EMPLOYEE COMPENSATION							
	2000	2001	2002	2003	2004	2005	2006	2007
Ameristar Kansas City	\$50.2	\$50.5	\$49.8	\$36.8	\$52.4	\$47.4	\$56.8	\$57.4
Ameristar St. Charles	\$33.1	\$30.8	\$32.1	\$39.3	\$44.1	\$46.3	\$58.1	\$57.8
Argosy	\$21.1	\$22.0	\$22.7	\$15.8	\$23.8	\$27.4	\$29.3	\$33.1
Aztar	\$8.2	\$7.9	\$7.3	\$7.4	\$6.5	\$6.8	\$7.2	\$8.0
Harrah's Maryland Heights	\$48.8	\$59.8	\$61.0	\$40.9	\$52.6	\$55.3	\$61.6	\$61.4
Harrah's North Kansas City	\$47.4	\$47.3	\$46.4	\$32.0	\$42.0	\$38.4	\$47.1	\$49.2
Isle of Capri Boonville			\$12.1	\$11.5	\$13.9	\$13.7	\$16.9	\$17.3
Isle of Capri Kansas City	\$24.5	\$20.0	\$22.0	\$22.0	\$20.0	\$21.0	\$21.0	\$19.5
(Pinnacle) President	\$20.3	\$21.8	\$23.2	\$16.0	\$16.7	\$16.8	\$18.8	\$17.0
(Terrible's) Mark Twain			\$6.0	\$3.0	\$5.5	\$5.1	\$6.0	\$5.8
(Terrible's) St. Jo Frontier	\$6.9	\$6.2	\$6.3	\$6.7	\$6.3	\$6.4	\$7.6	\$7.7
TOTAL EMPLOYEE COMPENSATION	\$266.5	\$266.3	\$288.9	\$231.4	\$283.8	\$284.6	\$330.4	\$334.2

(Millions of \$'s)



Charitable Gaming

Charitable gaming includes licensed bingo and associated games such as pull-tabs, merchandise coin boards, and other “free” no charge promotional events. The operation of these games is restricted to qualified licensed, religious, charitable, fraternal, veteran, and service organizations.

No part of the net earnings may benefit any individual member of the organization.

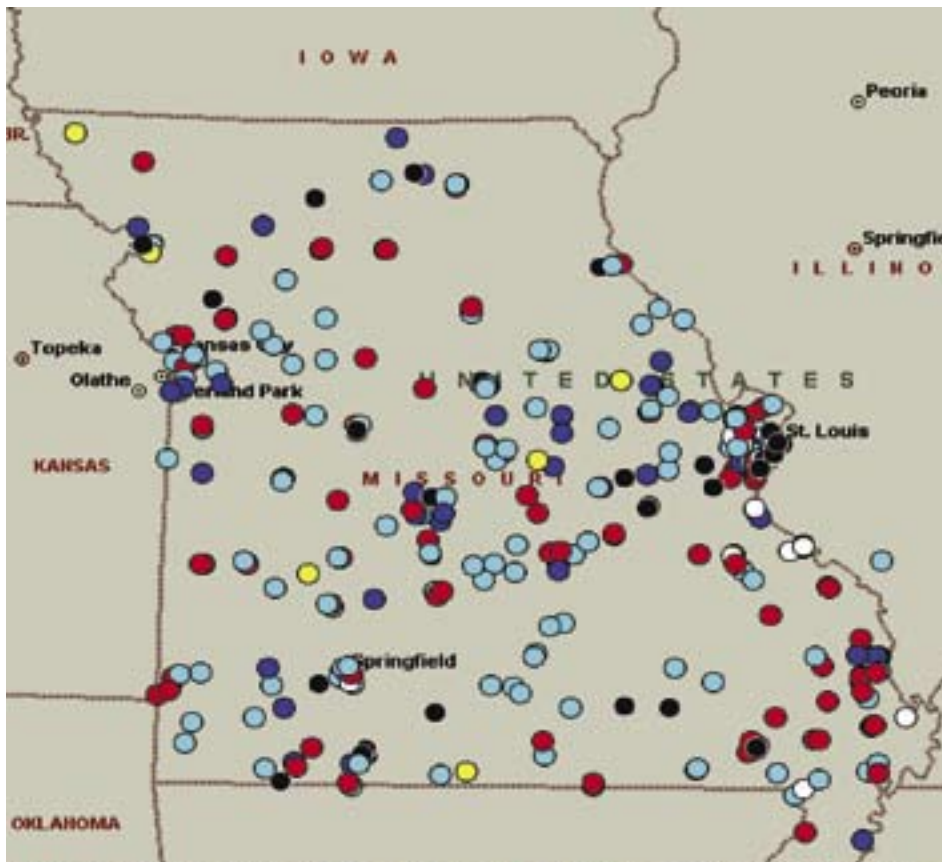
Bingo was legalized in 1980 and came under MGC on July 1, 1994. More than \$50 million has been generated in tax revenue since that time. These funds are paid into education.

Bingo proceeds collected by not-for-profit organizations are used to fund various charitable projects such as Veterans Homes, Relay for Life, Drug Awareness Programs, Prevention of Child Abuse, Cancer Care and Research, Alzheimer’s Care and Research, Kidney Foundation, Make-A-Wish Foundation, Boy & Girl Scouts, Ronald McDonald House, various religious organizations, Boys State, scholarships, sight and hearing care for impoverished citizens, transportation services to the burn center, and many more.

The chart below reflects the total number of licensees over the past three years.

TYPE OF LICENSE	FY05	FY06	FY07
REGULAR BINGO	459	435	404
SPECIAL BINGO (Valid for one event from 1 to 7 days)	309	300	288
ABBREVIATED PULL-TAB (Valid for 24 hours, limit 4 per calendar year)	131	132	122
SUPPLIER	7	6	6
MANUFACTURER	12	10	11
HALL PROVIDER	131	126	120

Bingo Taxes Collected	
Collected	\$2,282,012
Interest Earned	\$80,396
Total	\$2,362,408



Bingo Organizations

- Veteran (165)
- Fraternal (117)
- Charitable (47)
- Service (37)
- Religious (25)
- Other (7)

Problem Gambling

MGC staff continues reaching out to the public to elevate general awareness of problem gambling, the resources available for those who are negatively impacted by a personal or a loved one's gambling problem, and the guidelines for gambling responsibly. Problem gambling is not an issue that can be attacked on any one front. It requires the attention, cooperation and resources of many public and private organizations. Only through a cooperative effort with other public agencies and providers of education and treatment services can this goal be efficiently and effectively achieved.

As a governing member of both the Missouri Alliance to Curb Problem Gambling (the "Alliance"), and the Midwest Consortium on Problem Gambling and Substance Abuse (MCPGSA), MGC continues to promote collaboration among groups and organizations to expand the recognition of problem gambling as a public health issue, and to enhance Missouri's comprehensive approach to problem gambling outreach, prevention, and treatment. Due to the strength and efficacy of these collaborations, Missouri was selected to host the joint 4th annual MCPGSA and 21st annual conference of the National Council on Problem Gambling. MGC served on the steering committee and was integral in the facilitation of this extremely successful conference, which was the largest conference on problem gambling that has ever been held in the United States.

The Alliance is a pivotal component in Missouri's innovative and comprehensive program to address the public health implications of gambling and problem gambling. Other states and countries have emulated various components of Missouri's broad-based approach to problem gambling prevention, outreach, harm minimization, and treatment, and have often expressed surprise at how much Missouri has accomplished with our limited budget.

Also known as the List of Disassociated Persons (the "List"), MGC's unique voluntary exclusion program provides problem and compulsive gamblers with a means to acknowledge that they have a problem and to take personal responsibility for it. More than 11,800 individuals were on the List at the close of Fiscal Year 2007.

List of Excluded Persons

We are continuing our efforts to revive and expand the use of the "exclusion list." The Commission's power to exclude persons from our casinos emanates from the Missouri Gaming Statutes and, more specifically, the State Regulations. Under these provisions the Commission has the power and duty to exclude persons who have committed crimes of moral turpitude or gambling related crimes, as well as persons of unsavory reputation or persons on a valid and current exclusion list from another jurisdiction in the United States.

Placement on the list was traditionally reserved for organized crime figures and gambling cheats. Currently the list contains eleven names, three of which are deceased. The Commission is working with law enforcement agencies from across the state to more thoroughly and accurately identify candidates for placement on the list. We are now looking to exclude all persons convicted of felony gambling offenses or felonies where gambling was a material element of the crime. We will also be speaking with other gaming jurisdictions to identify candidates for exclusion in Missouri.

Policy & Legislation

During the upcoming legislative session, it is expected that a number of pieces of legislation affecting the Commission and its charge will be presented. These likely will include repeal of the loss limits, issues affecting uncollected jackpots, tax collection and modernization of bingo. The Commission staff will endeavor to closely track these and any other issues affecting the Commission and provide technical and financial data to the members of the legislature upon request and advise the Commission on the status of legislation. Additionally, the Commission will have a vigorous regulatory agenda including updating licensing procedures and disciplinary guidelines.

Missouri State Highway Patrol

The Highway Patrol's Gaming Division, pursuant to a memorandum of understanding with the Missouri Gaming Commission, provides criminal and regulatory enforcement of gaming operations within the state. Under the command of Captain L. D. Elder, the division is divided into four sections: Eastern District Enforcement, Western District Enforcement, Background Investigations, and Administrative Services. All expenses related to the officers and civilian personnel assigned to the Missouri State Highway Patrol's Gaming Division to include salaries and equipment are reimbursed by the gaming casinos via the Missouri Gaming Commission. It should also be noted that the number of Troopers assigned to the Gaming Division do not count against the total number of Troopers assigned to work the highways of the state, thereby not reducing the officers needed for the Patrol to carry out its other duties or missions.



Strict regulatory and criminal law enforcement as well as meticulous investigations are essential elements to the successful regulation of legalized gaming in Missouri. Because of its history of service with distinction and integrity, the Patrol was given the responsibility of providing investigative services, regulatory and criminal law enforcement to police the gaming industry. The formation of the Gaming Division created a unit within one governmental agency funded entirely by another governmental agency, which in turn billed the gaming industry licensees for the services required to regulate it. As such, the gaming industry and not the taxpayers, pay the necessary costs associated with regulating the gambling industry in Missouri.

Administrative Services

The administrative services section oversees the collection and preservation of evidence and property, motor equipment, training, criminal records, case management, overtime, and special projects. Lieutenant D. K. Johnson supervises the administrative services section.

Background Investigations

The background unit conducts comprehensive investigations of individuals, companies, and suppliers applying for licensure with the Commission, as well as persons applying for employment with the Gaming Commission. Within the background unit is housed a section that is responsible for enforcement and investigations related to charitable games.

Background Section

Background investigations are often quite complex and include issues related to the suitability of both individuals and companies that have applied for licensure with the Missouri Gaming Commission. Casino companies are closely regulated and this section conducts regularly scheduled re-licensing investigations, which are designed to thwart unethical or illegal activity within licensed casinos. The investigators are routinely charged with conducting special investigations of casino companies, suppliers and employees. All investigations serve to maintain the integrity of gaming in Missouri. The unit is comprised of eleven officers assigned to Jefferson City, Kansas City, and St. Louis.

Charitable Games

The Charitable Games unit oversees licensed bingo operators. The officers assigned to this unit conduct investigations into complaints of impropriety in the conduct and management of bingo games by gaming licensees. The unit conducts background investigations for commission employees, licensed bingo suppliers, and licensed bingo manufacturers.

The bingo section works closely with other sections of the Patrol, police agencies, and regulatory agencies in the detection and removal of illegal gambling devices found throughout the state. Officers from this unit have unique expertise qualifying them as experts in providing testimony as to what constitutes an illegal gambling device and have worked with numerous prosecuting attorneys around the state as well as with the Attorney General on cases involving illegal devices.

Enforcement Unit

The officers assigned to the enforcement unit are responsible for enforcing criminal misdemeanors and felonies as well as enforcing the regulations established by the Gaming Commission. The types of criminal investigations and arrests made by the enforcement unit include crimes such as: forgery, counterfeiting, fraud, false ID, identity theft, stealing, weapons and drug violations.

Eastern District Enforcement

The eastern district is composed of officers assigned to police riverboat gaming at Pinnacle President Casino - St. Louis, Isle of Capri – Caruthersville, Ameristar – St. Charles, Harrah's Maryland Heights, and Terrible's Mark Twain Casino – LaGrange. Lieutenant K. A. Geiger supervises the eastern district.

Western District Enforcement

The western district is composed of officers assigned to police riverboat gaming at Terrible's St. Joseph Casino, Argosy Riverside Casino, Harrah's North Kansas City, Isle of Capri – Kansas City, Ameristar – Kansas City, and Isle of Capri – Boonville. Lieutenant R.E. Zubeck supervises the western district.

Missouri Gaming Commission Fund Balance Report

Revenue from Cash Receipts

Fiscal Year 2007 as of June 30, 2007

Beginning Balance	\$5,311,685.66		
Revenue		Gaming Commission Expenses	
License Fees		Salaries	\$10,303,765.03
Gaming License Application Fee	\$515,000.00	Fringe Benefits	\$5,828,142.11
Bingo License Fee	\$28,980.00	Travel In-State	\$137,659.72
Bingo Hall Provider License	\$8,050.00	Travel Out-of-State	\$138,477.52
Bingo Supplier License	\$6,000.00	Fuel & Utilities	\$0.00
Bingo Manufacturer License	\$6,000.00	Supplies	\$142,432.91
Level 1 Occupational License Application Fee	\$24,000.00	Professional Development	\$77,448.90
Level 2 Occupational License Application Fee	\$229,950.00	Communication Serv & Supplies	\$201,395.55
Supplier Level 2 Occupational Lic Application Fee	\$13,575.00	Professional Services	\$204,242.95
Supplier Level 2 Annual Occupational License Renewal	\$20,450.00	Housekeeping & Janitor Services	\$0.00
Gaming License Renewal Fee	\$275,000.00	Maintenance & Repair Services	\$214,749.14
Level 1 Occupational License Renewal Fee	\$12,650.00	Computer Equipment	\$316,709.41
Level 2 Occupational License Renewal Fee	\$535,150.00	Office Equipment	\$21,670.91
Supplier License Application Fee	\$10,000.00	Other Equipment	\$12,660.19
Supplier Annual License Renewal Fee	\$82,739.73	Property and Improvements	\$1,130.90
Replacement Gaming License	\$10,275.00	Building Lease Payments	\$210.50
Liquor License	\$6,000.00	Equipment Rental & Leases	\$1,948.35
		Building Lease Payments	\$465,894.92
		Miscellaneous Expenses	\$19,349.77
Total License Fees	\$1,783,819.73	Total MGC Expenses	\$18,087,888.78
Reimbursements		Other Expense & Transfers	
MGC Reimbursement - Company Background	\$112,226.22	Attorney General Salaries	\$118,006.41
MGC Reimbursement - Level 1 Background	\$316,351.66	Attorney General Expense & Equipment	\$18,759.00
MGC Reimbursement - Supplier Background	\$162,381.35	MSHP Vehicle Maintenance	\$134,806.06
MGC Reimbursement - Enforcement	\$9,445,568.14	MSHP Gasoline	\$351,115.00
MGC Reimbursement - Device Testing	\$0.00	MSHP Automotive Tech PS	\$18,173.13
MGC Reimbursement - Other	\$80.70	MSHP Enforcement PS	\$28,825.50
Total Reimbursements	\$10,036,608.07	MSHP Administration	\$3,719.20
Other Income		MSHP Academy PS	\$105,786.50
Admission Fees	\$50,902,479.01	MSHP Academy E&E	\$130,303.61
Gaming Commission Administrative Income	\$194.60	Vehicle Replacement	\$0.00
Witness Fees	\$633.08	Refunds	\$0.00
Surplus Property Sales	\$0.00	Juvenile Court Diversion	\$374,464.65
Time Deposits Interest	\$59,844.28	Leasing Operations Transfer	\$0.00
US/Agency Securities Interest	\$207,939.42	State Office Building Maintenance Transfer	\$0.00
Penalties	\$0.00	Federal and Other Funds Cap Transfer	\$0.00
Employee Personal Exp Reimbursement	\$381.54	Other Financing Correction and Variance Transfers	\$0.00
Transfer in of Bingo Fund Balance	\$1,424.26	Total Other Expenses & Transfers	\$1,283,959.06
Vendor Refunds	\$7.93	Appropriated Transfers	
Other Refunds	\$0.00	Veterans Commission CI Trust Fund FY 2006	\$6,000,000.00
Rebates	\$810.08	Missouri National Guard Trust Fund FY 2006	\$4,000,000.00
Other Misc. Receipts	\$0.00	Missouri College Guarantee Fund Transfer FY 2006	\$5,000,000.00
Bingo Tax	\$0.00	Early Childhood Development Fund Transfer FY 2007	\$23,611,835.04
		Early Childhood Development Fund Transfer FY 2006	\$5,311,685.66
Total Other Income	\$51,173,714.20	Compulsive Gamblers Fund Transfer FY 2007	\$248,173.07
Total All Revenue	\$62,994,142.00	Compulsive Gamblers Fund Transfer FY 2006	\$0.00
		Cost Allocation Plan Transfer to General Revenue	\$813,070.00
		Total Appropriated Transfers	\$44,984,763.77
		Total All Expenses & Transfers	\$64,356,611.61
		Cash Balance	\$3,949,216.05

*On July 10, 2007 the remaining cash balance of \$3,949,216.05 was distributed to the Early Childhood Development Education and Care Fund.

FY 2007 Operation Results

Casinos & Home Dock Cities Index

Ameristar Kansas City.....	16
City of Kansas City.....	17
Ameristar St. Charles.....	18
City of St. Charles.....	19
Argosy Riverside Casino.....	20
City of Riverside.....	21
Harrah's Maryland Heights.....	22
City of Maryland Heights.....	23
Harrah's North Kansas City.....	24
City of North Kansas City.....	25
HGI-Mark Twain ('Terrible's').....	26
City of LaGrange.....	27
HGI-St. Jo ('Terrible's').....	28
City of St. Joseph.....	29
Buchanan County.....	30
Isle of Capri-Boonville.....	32
City of Boonville.....	33
Isle of Capri-Caruthersville.....	34
City of Caruthersville.....	35
Isle of Capri-Kansas City.....	36
City of Kansas City.....	37
President Casino.....	38
City of St. Louis.....	39

Ameristar Kansas City

General Manager: Tim Wright

3200 N. Ameristar Drive

Kansas City, Missouri 64161

(816) 414-7000

Date Licensed: December 19, 2000

Gaming Space: 140,000 Square Feet

Electronic Gaming Devices: 3,009

Table Games: 103

Buffet, (6) Specialty Restaurants, Deli & Food Court

Parking Garage

200-Room Hotel

18-Screen Movie Theatre, Concert Hall

Total Capital Investment in Property: \$371,134,495

Total Employee Compensation: \$57,440,000

Real Estate/Personal Property Tax: \$5,066,000

State Sales Tax: \$1,821,000

City Lease Payments: \$140,000

Charitable Donations: \$570,500

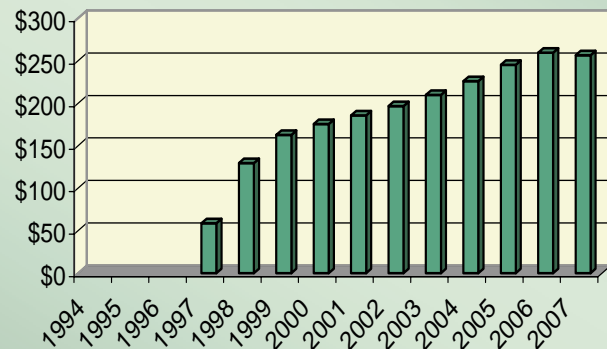
Total Employment: 1,739

Minority Employment: 620

Female Employment: 809

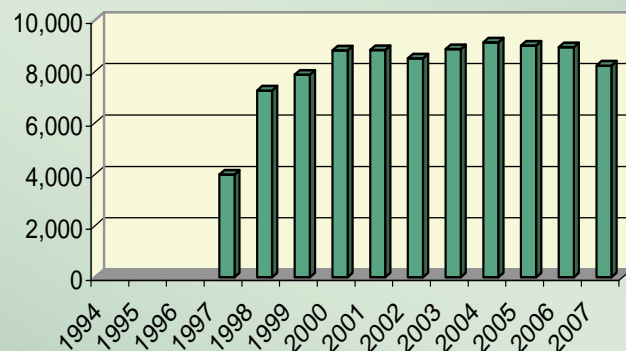
Fiscal Year Gaming Revenue

Millions



Fiscal Year Admissions

Thousands



City of Kansas City

	Adopted FY 2006-07	Pro Rata FY 2006-07	Adopted FY 2007-08	Pro Rata FY 2007-08
Equipment/Deferred Maintenance				
General Services				
Equipment Replacement	\$ -	\$ -	\$ 1,400,000	\$ 1,002,400
Fleet Replacement	\$ -	\$ -	\$ 1,428,975	\$ 1,023,146
Subtotal:	\$ -	\$ -	\$ 2,828,975	\$ 2,025,546
Information Technology				
Citywide Personal Computer Repl. Prog.	\$ 1,450,000	\$ 1,038,200	\$ 900,000	\$ 644,400
GIS Upgrade	\$ 385,191	\$ 275,797	\$ 386,277	\$ 276,574
Subtotal:	\$ 1,835,191	\$ 1,313,997	\$ 1,286,277	\$ 920,974
Police Department				
Fleet Operations	\$ 824,000	\$ 589,984	\$ 1,000,000	\$ 716,000
Neighborhood and Community Services				
Equipment Replacement	\$ 270,000	\$ 193,320	\$ -	\$ -
Parks and Recreation Department				
Equipment Replacement	\$ 1,300,000	\$ 930,800	\$ -	\$ -
Department of Public Works				
Equipment Replacement	\$ 1,300,000	\$ 930,800	\$ -	\$ -
Total Equipment/Deferred Maint.:	\$ 5,529,191	\$ 3,958,901	\$ 5,115,252	\$ 3,662,520
Capital Improvements				
Roadways and Street Markings				
Street Preservation	\$ -		\$ 605,889	\$ 433,817
Neighborhood Sign Replacement	\$ 100,000	\$ 71,600	\$ 91,924	\$ 65,818
Subtotal:	\$ 100,000	\$ 71,600	\$ 697,813	\$ 499,634
Streetlight System				
Streetlight System Expansion	\$ 9,396,000	\$ 6,727,536	\$ 9,418,992	\$ 6,743,998
MOPUB Streetlight Purchase	\$ 256,438	\$ 183,610	\$ 256,875	\$ 183,923
Subtotal:	\$ 9,652,438	\$ 6,911,146	\$ 9,675,867	\$ 6,927,921
Public Facilities				
Municipal Service Center Debt Ret.	\$ 1,395,758	\$ 999,363	\$ 499,410	\$ 357,578
City Market Debt Retirement	\$ 1,398,793	\$ 1,001,536	\$ 1,404,855	\$ 1,005,876
Kansas City Zoo Buildings and Grounds	\$ 100,000	\$ 71,600	\$ -	\$ -
Park Maintenance	\$ 755,000	\$ 540,580	\$ 597,505	\$ 427,814
Swimming Pool Maintenance	\$ 100,000	\$ 71,600	\$ 137,886	\$ 98,726
1% Fountain/Monument Restoration	\$ 100,000	\$ 71,600	\$ 91,924	\$ 65,818
Parks Roads and Parking Lots	\$ 100,429	\$ 71,907	\$ 183,848	\$ 131,635
Park Facilities Improvements	\$ 700,000	\$ 501,200	\$ 597,505	\$ 427,814
Tree Trimming	\$ 500,000	\$ 358,000	\$ 1,562,706	\$ 1,118,897
Boulevard Reconstruction	\$ -	\$ -	\$ 689,429	\$ 493,631
City Hall Building Maintenance	\$ 1,207,749	\$ 864,748	\$ -	\$ -
Subtotal:	\$ 6,357,729	\$ 4,552,134	\$ 5,765,068	\$ 4,127,789
Capital Improvements Total:	\$ 16,110,167	\$ 11,534,880	\$ 16,138,748	\$ 11,555,344
Total Gaming Funds Allocated:	\$ 21,639,358	\$ 15,493,780	\$ 21,254,000	\$ 15,217,864

* Data is estimate of Ameristar's pro rata share of total gaming revenues paid to Kansas City, MO.
 ** Dollars are rounded.



Curb Improvement to St. John Avenue

*Improvements
 Accomplished from
 Local Gaming
 Revenues*

Lighting Improvement
 Downtown



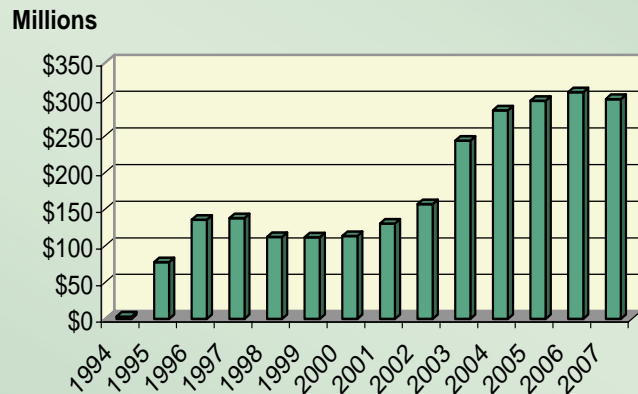
Ameristar St. Charles

General Manager: Jim Franke
 1260 South Main Street
 St. Charles, Missouri 63301
 (314) 940-4300


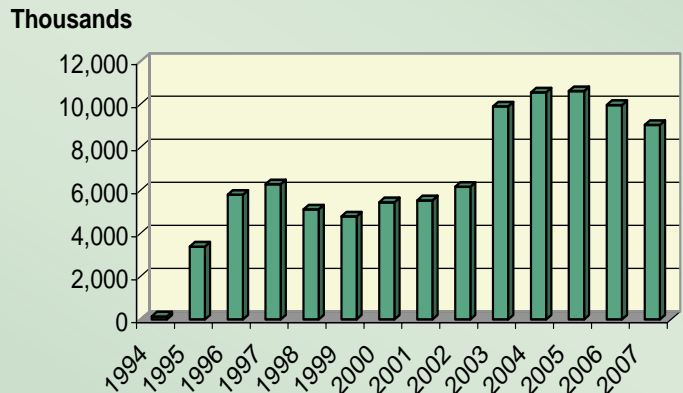
Date Licensed: December 19, 2000
 Gaming Space: 130,000 Square Feet
 Electronic Gaming Devices: 3,229
 Table Games: 98
 Buffet, (6) Specialty Restaurants & Deli
 Garage Parking

Total Capital Investment in Property: \$458,032,882
 Total Employee Compensation: \$57,800,000
 Real Estate/Personal Property Tax: \$4,371,000
 State Sales Tax: \$1,728,000
 Charitable Donations: \$312,000
 Total Employment: 1,835
 Minority Employment: 622
 Female Employment: 873

Fiscal Year Gaming Revenue



Fiscal Year Admissions




City of St. Charles

<u>DESCRIPTION</u>	<u>CY 2006</u>	<u>CY 2007</u>	<u>DESCRIPTION</u>	<u>CY 2006</u>	<u>CY 2007</u>
Stormwater Projects:			Facilities Maintenance:		
Debt Service - Stormwater Bonds	\$ 845,000	\$ 845,000	Replace City Hall Ceiling Tiles	\$ (100,000)	\$ 55,000
Miscellaneous Stormwater Projects	\$ 275,000	\$ 250,000	Equipment Replacement	\$ (5,253)	
Cole Creek Creekbank Stabilization	\$ 700,000	\$ 435,000	Upgrade Electrical Service	\$ (12,088)	
Misc Creek Bank Stabilization	\$ 197,000	\$ 290,000	City Hall Rotunda Renovation	\$ (7,659)	\$ (2,760)
NPDES program	\$ 50,000	\$ 50,000	HVAC Replacement @101 So Main	\$ 30,000	
Creek bank cleaning	\$ (38,000)	\$ 33,000	Security Camera- City Hall Parking Garage	\$ 40,000	
Hunters Ridge Pipe Replacement	\$ 150,000	\$ 150,000	City Hall Restroom Remodel	\$ 25,000	
Pearl Ridge	\$ 71,000		Roof Replacement Art Foundry		\$ 50,000
Street Projects:			Police Department:		
Debt Service - Streets	\$ 1,058,000	\$ 1,022,000	Personnel Costs	\$ 3,126,949	\$ 3,323,530
Alley Maintenance	\$ 25,000		Personnel Costs - Dare/SRO program	\$ 906,230	\$ 963,202
5th Street (I-70 to Riverbluff)	\$ 1,300,000		Fire:		
S. Main Street	\$ 255,000		Personnel Costs	\$ 2,198,490	\$ 2,336,702
Street Contingency	\$ 8,500	\$ 146,400	Parks:		
Traffic Calming	\$ 5,000	\$ 15,000	Webster Park Development	\$ 250,000	
Sidewalk Extensions	\$ 30,000	\$ 30,000	Land Acquisition		\$ (250,000)
Misc Property Acquisitions	\$ 30,000	\$ (29,970)	Debt Service - Fox Hill Park Addition	\$ 102,000	\$ 1,810,000
Boschertown Rd Enhancements		\$ 1,080,322	Dog Park	\$ 125,000	
Drinking Fountains		\$ (20,000)	Multi Purpose Surface		\$ 28,600
Riverfront Cleanup		\$ (50,000)	Economic Development/Redevelopment:		
Land Acq - Clark & Kingshighway		\$ (200,000)	Economic Development Fund	\$ 375,000	
South Main Street Parking		\$ (164,700)	Community Center Project	\$ 500,000	\$ 500,000
South Main Street Repairs		\$ 399,000	Arena Project	\$ 300,000	\$ 300,000
West Clay & 1st Capitol	\$ 150,000	\$ 367,000	Public Art Projects	\$ 50,000	
South Fairgrounds (Becky to Sherbrook)	\$ 100,000		Other Facilities		
5th & Jefferson	\$ 110,000	\$ 216,000	Foundry Art Center	\$ 190,000	\$ 140,000
Duchesne/ Droste	\$ 100,000		New Street Division Facility	\$ 150,000	
Elm Street Widening	\$ 40,000		New Phone System Street Facility		\$ 39,000
Interchange Enhancements	\$ 50,000		Other:		
Ehlmann Road ROW acquisition	\$ 100,000		Personnel Costs	\$ 1,026,259	\$ 1,090,776
Decorative Stop signs	\$ 25,000	\$ 1,912	Additions to (Use of) Reserves	\$ 50,000	
Neighborhood Signs	\$ 25,000	\$ -	Frenchtown Facade Program		\$ (50,000)
School Pedestrian Signal - Country Club & Wild Gr	\$ 80,000		Façade Improvement - other	\$ 100,000	\$ 17,000
Street Lighting	\$ 10,000	\$ 35,000	Arts & Culture activities	\$ 272,000	\$ 272,000
Decorative Streetscape	\$ 50,000	\$ (30,000)	Riverfront Plan/Infrastructure Improvement	\$ 20,000	
Bridge Maintenance	\$ 20,000	\$ 20,000	Frenchtown Capital Improvements	\$ 100,000	
Intersection Improvements - West Clay/Duchesne		\$ 392,790	Working Farm Project		\$ (25,000)
Diekamp Lane Reconstruction	\$ 100,000	\$ 100,000	Log Cabin rescue		\$ (50,000)
Tire Balancer	\$ 10,000		Beautification	\$ 50,000	
Art Feature - Roundabouts		\$ 50,000	Rental Conversion Program	\$ 50,000	\$ (25,000)
				<u>\$ 5,821,500</u>	<u>\$ 5,443,754</u>

SOURCE: City of St. Charles



Foundry Exterior



5th Street Extension

*Improvements
Accomplished from
Local Gaming
Revenues*

Argosy Riverside Casino

General Manager: Tom Burke

777 NW Argosy Parkway

Riverside, Missouri 64150

(816) 746-3100

Date Licensed: June 22, 1994

Gaming Space: 62,000 Square Feet

Electronic Gaming Devices: 1,904

Table Games: 47

Buffet, (2) specialty restaurants, Deli & Coffee House

Meeting Space (11,000 square feet)

Parking Garage

Total Capital Investment in Property: \$209,037,395

Total Employee Compensation: \$33,060,000

Real Estate/Personal Property Tax: \$2,200,000

State Sales Tax: \$442,000

City Lease Payments: \$5,098,000

Charitable Donations: \$35,800

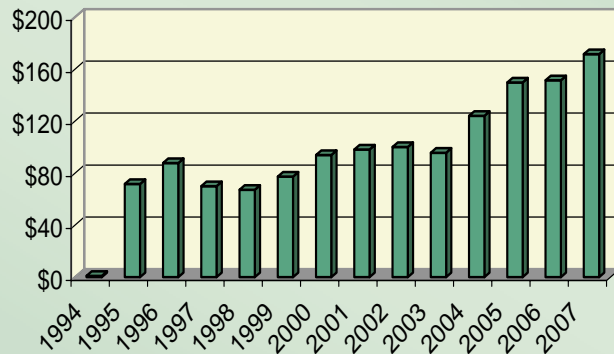
Total Employment: 1,068

Minority Employment: 391

Female Employment: 571

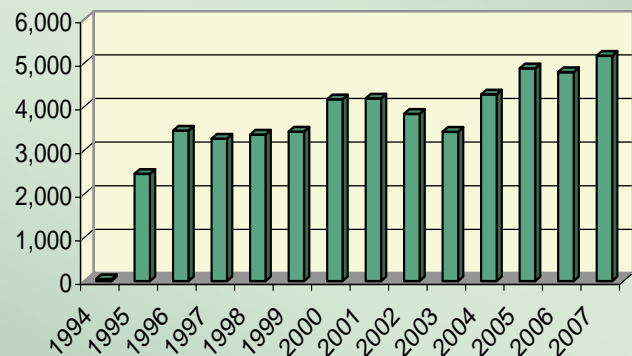
Fiscal Year Gaming Revenue

Millions



Fiscal Year Admissions

Thousands



City of Riverside

Assistance to Other Entities

Northland Health Care	\$	25,000
Platte County Veteran's Memorial	\$	2,000
United Community Services	\$	10,000
Police Athletic League	\$	1,600
Platte Senior Services	\$	10,000
City Sponsored Fall Festival	\$	25,000

Horizon Development Commitment

900 Acre Commerical/Industrial Park	\$	1,455,578
-------------------------------------	----	-----------

Major Thoroughfare/Infrastructure

Gateway Road	\$	88,988
Cliffview/Merrimac/Petronella	\$	1,020,057
Street Maintenance Program	\$	71,856
Scour Hole Repair	\$	256,543
West Platte Road & Bridge	\$	110,505
Homestead Storm Sewer	\$	19,565
I-635 Interchange	\$	3,883,903

Park Improvements

Electrical Improvements at E.H. Young	\$	20,828
Winterize Bathrooms at E.H. Young	\$	15,004
Line Creek Trail	\$	10,484
Community Center Expansion Study	\$	13,282

Property Acquisitions/Right of Way

\$	6,483,034
----	-----------

Equipment Purchases

Computer Equipment & Software	\$	144,772
Office Equipment	\$	14,319
Office Furniture	\$	5,696
2007 Ford Freestar	\$	16,311
3 2007 Ford Police Interceptors	\$	88,158
Public Safety Equipment	\$	40,736
Mini Pumper	\$	150,037
Fire Equipment	\$	58,876
8 AED Units with Equipment	\$	14,387
2 Honda Rincon ATV's	\$	17,932
Animal Control Vehicle	\$	17,984
Harley Davidson Motorcycle	\$	3,114
Tractor & Mower	\$	29,550
Snow Plow	\$	4,346
2007 Ford F-450 with Dump Body	\$	47,106
2007 Ford F-250	\$	22,077
Public Works/Parks Equipment	\$	10,486
Mosquito Fogger	\$	6,655
2007 Ford Escape	\$	18,155

Community Services

Ambulance Services for Residents	\$	60,516
Transit Services for Residents	\$	33,280
City Wide Clean Up Campaign	\$	4,626
City Wide Trash Collection Service	\$	58,192
Residents Comm. Center Memberships	\$	5,599

Total for FY 2006-2007

\$	14,396,136
----	------------

SOURCE: City of Riverside



Gateway Road



Mini Pumper

*Improvements
Accomplished from
Local Gaming
Revenues*



L-385 Levee Flood Protection Project

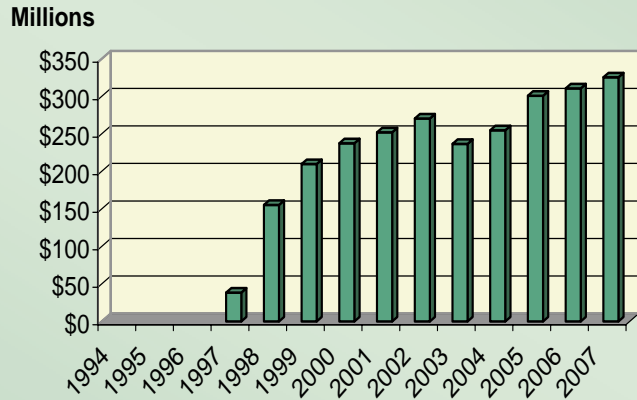
Harrah's Maryland Heights

General Manager: Arnold L. Block
 777 Casino Center Drive
 Maryland Heights, Missouri 63146
 (314) 770-8100

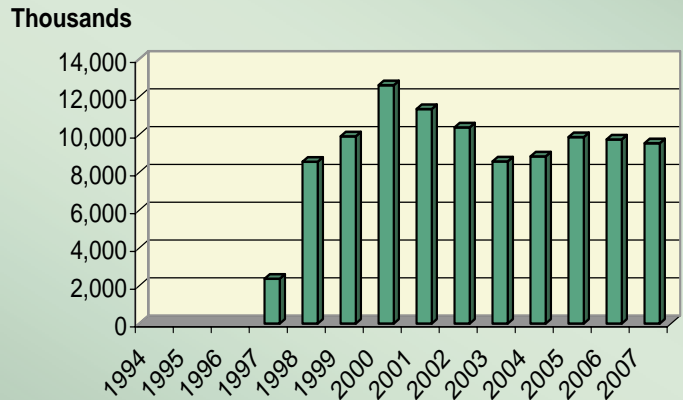
Date Licensed: March 11, 1997
 Gaming Space: 120,000 Square Feet
 Electronic Gaming Devices: 2,827
 Table Games: 97
 Buffet, (3) specialty restaurants, Noodle Bar, Coffee House & Deli
 502-Room Hotel
 Meeting Space
 Garage Parking

Total Capital Investment in Property: \$404,504,580
 Total Employee Compensation: \$61,411,000
 Real Estate/Personal Property Tax: \$7,456,500
 State Sales Tax: \$1,601,000
 Charitable Donations: \$83,400
 Total Employment: 1,986
 Minority Employment: 1,018
 Female Employment: 837

Fiscal Year Gaming Revenue



Fiscal Year Admissions



City of Maryland Heights

2007 General Fund	
Operating expenses-Police Department	\$ 1,300,000
Other operating costs	\$ 1,100,000
Total Operating Expenses	\$ 2,400,000
Residential trash hauling and yard waste services	\$ 1,180,000
Total General Fund	\$ 3,580,000

2007 Reserve Fund	\$ 800,000
--------------------------	-------------------

2007 Capital Improvement Projects	
Street maintenance-concrete and asphalt	\$ 1,973,500
Local road improvements	\$ 6,400,000
Maryland Heights Expressway	\$ 6,500,000
City Hall/Police Station Debt Service	\$ 1,080,000
Community planning	\$ 15,000
Capital improvement management	\$ 467,000
Heavy equipment purchases	\$ 120,000
Total Capital Improvement Expenditures	\$ 16,555,500

Total expenditures in 2007 of gaming funds	\$ 20,935,500
---	----------------------

2007 Estimated gaming tax revenue	\$ 16,000,000
Use of prior year's gaming taxes**	\$ 4,935,500
Total Sources of gaming funds	\$ 20,935,500

**--Amounts that had accumulated in the City's Capital Improvement Fund to finance projects in 2007.

SOURCE: City of Maryland Heights

In 2003 the City established the distribution of gaming taxes to funds based on the priorities established by the City Council. These priorities result in the allocation of 2007 gaming taxes as follows:

Government Center - Debt Service Fund **2007 Amount**

\$ 1,080,000
The first call on gambling taxes is the debt service requirement for the year on the Government Center Leasehold Revenue Bonds (Series 2003)

General Fund \$ 2,400,000

The second call on gaming taxes is the General Fund's requirement for funding which is the greater of 15% or \$2,100,000

Reserve Fund \$ 800,000

The third priority is a total of 5% of gaming taxes that shall be placed in the city's Reserve Fund

General Fund \$ 870,000

An amount equal to the cost of basic residential trash collection is the fourth priority of distribution.

Capital Improvement Fund \$ 6,920,000

The next priority for funding is the city's capital improvements. The fund shall receive 50% of the gambling taxes less provision for the Government Center Debt Service.

Regional Infrastructure Fund \$ 3,930,000

If any funds remain, all shall be deposited in the Regional Infrastructure Fund.

Total \$ 16,000,000



New City Hall/Police Station



Midland Avenue



Parkwood Bridge

*Improvements
Accomplished from
Local Gaming
Revenues*

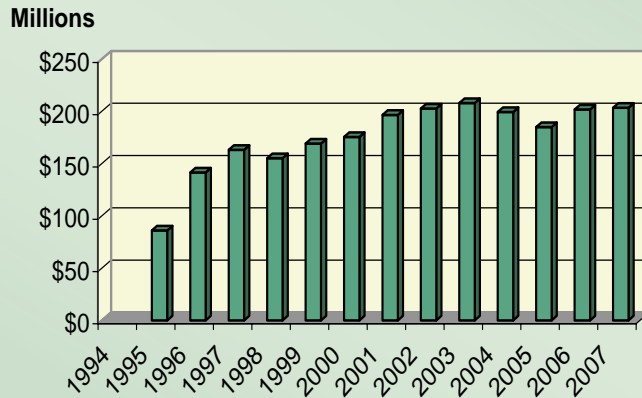
Harrah's North Kansas City

General Manager: Thomas Cook
 One Riverboat Drive
 North Kansas City, Missouri 64116
 (816) 472-7777

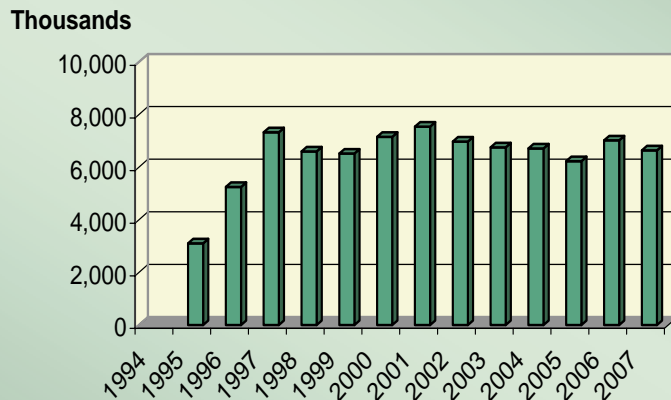
Date Licensed: September 22, 1994
 Gaming Space: 63,300 Square Feet
 Electronic Gaming Devices: 1,783
 Table Games: 58
 Buffet, (4) specialty restaurants, Coffee House
 200-Room Hotel
 Meeting Space (10,000 square feet)
 Garage Parking

Total Capital Investment in Property: \$345,930,204
 Total Employee Compensation: \$49,207,000
 Real Estate/Personal Property Tax: \$3,771,000
 State Sales Tax: \$1,669,000
 City Lease Payments: \$4,043,000
 Charitable Donations: \$264,900
 Total Employment: 1,537
 Minority Employment: 491
 Female Employment: 759

Fiscal Year Gaming Revenue



Fiscal Year Admissions



City of North Kansas City

	FY 05 - 06 Update	FY 06 - 07 Budget		FY 05 - 06 Update	FY 06 - 07 Budget
Services			Equipment		
<i>Public Relations</i>			Administration \$ 8,375 \$ 850,000		
Senior Citizen Program	\$ 5,370	\$ 5,000	Fire Department	\$ 33,635	\$ 94,000
Snake Saturday Parade/BBQ	\$ 45,000	\$ 45,000	Police Department	\$ 152,874	\$ 168,470
Winter Wonderland	\$ 4,750	\$ 11,000	Codes Enforcement	\$ -	\$ 18,000
Summer Funfest	\$ 6,500	\$ 12,000	Buildings & Grounds	\$ 33,368	\$ 30,000
Business Council	\$ 13,000	\$ 15,000	Public Works Administration	\$ 14,209	\$ 55,500
Saturday in the Square	\$ 6,600	\$ 7,000	Total Equipment	\$ 242,461	\$ 1,215,970
Corporate Challenge	\$ 3,300	\$ 6,500	Information Technology		
Employee Wellness Program	\$ 4,000	\$ 16,500	High Speed Notification System (Fire)	\$ 58,000	
Safety Committee	\$ 2,905	\$ 4,500	Laptops Ambulance Reporting		\$ 10,000
Regional Forensic Lab	\$ 55,000	\$ 55,000	Police In-car camera upgrade	\$ -	\$ 40,000
Friday In the Park	\$ 10,980	\$ 10,000	Altris Server	\$ 10,920	
Neighborhood day	\$ 5,000	\$ 5,000	Disaster Recovery Program		\$ 50,000
KCPTV Documentaries	\$ -	\$ 50,000	Geographic Information System	\$ 119,804	\$ 70,600
<i>Sub-Total Public Relations</i>	<i>\$ 162,405</i>	<i>\$ 242,500</i>	HP Data Protector Backup Software		\$ 10,000
<i>Professional Services</i>	<i>\$ 34,521</i>	<i>\$ 77,200</i>	MS Office Pro Licensing (50)		\$ 16,000
<i>Contingencies</i>	<i>\$ 33,800</i>	<i>\$ 200,000</i>	Print Server	\$ 6,089	
Total Services	\$ 230,726	\$ 519,700	Replacement Computers	\$ 2,550	\$ 10,000
Land Acquisition	\$ 107,384	\$ 6,150,000	Upgrade e-mail server		\$ 10,000
Land Improvements			UPSs for Switches	\$ 4,572	
Beautification Projects	\$ 4,071	\$ 100,000	WSUS Server	\$ 6,090	
Landscape Richards Park	\$ -	\$ 10,000	Handheld Permit Tracking Devices	\$ 3,340	\$ 7,800
Landscape 32nd Triangle	\$ -	\$ 10,000	SCADA System	\$ 662	
Total Land Improvements	\$ 4,071	\$ 120,000	Total Information Technology	\$ 212,027	\$ 224,400
Buildings Improvements			Infrastructure		
Renovate Fire Stn #1	\$ 174,000	\$ 3,200,000	Railroad Avenue Construction		\$ 575,000
Renovate Fire Stn #2	\$ 46,460		Burlington Electronic Bulletin Board		\$ 100,000
Fire Stn #2 Lawn Sprinkler System		\$ 20,000	Total Infrastructure	\$ -	\$ 675,000
Police Facility Construction	\$ 5,787,822	\$ 119,875	Contributions/Partnerships		
Police Facility Planters & Benches		\$ 9,000	Veterans Memorial	\$ 55,000	\$ -
2121 Gentry Sprinkler System		\$ 8,000	Northland Hazmat	\$ (82)	\$ 10,000
City Hall Sprinkler System		\$ 20,000	(Fire) Training Tower	\$ 25,000	\$ 25,000
Remodel PW Admin Expansion Area		\$ 80,000	Total Contributions and Partnerships	\$ 79,918	\$ 35,000
Bldgs & Grounds Building Security System		\$ 6,800	Interfund Transfers Out		
Bldgs & Grounds Lawn Sprinkler System		\$ 10,000	Transfer to Park Fund	\$ 150,000	\$ -
Total Buildings Improvements	\$ 6,008,282	\$ 3,473,675	Transfer to Community Center	\$ -	\$ 550,000
Furniture			Transfer to Community Center Reserve	\$ 2,000,000	\$ 2,000,000
Administration	\$ 1,948		Transfer to Health Insurance Reserve	\$ 68,000	\$ 60,000
Court		\$ 12,000	Transfer to Library	\$ 4,000	\$ 64,000
Public Works Administration	\$ 500		Transfer to Library Reserve	\$ 500,000	\$ 500,000
Total Furniture	\$ 2,448	\$ 12,000	Transfer to Fiber Optic Fund	\$ 1,500,000	\$ 325,000
			Total Interfund Transfers Out	\$ 4,222,000	\$ 3,499,000
			Total Expenditures	\$ 11,109,317	\$ 15,924,745

SOURCE: City of North Kansas City



Police Station



Library

*Improvements
Accomplished from
Local Gaming
Revenues*



Northgate Village

HGI -- Mark Twain (Terrible's)

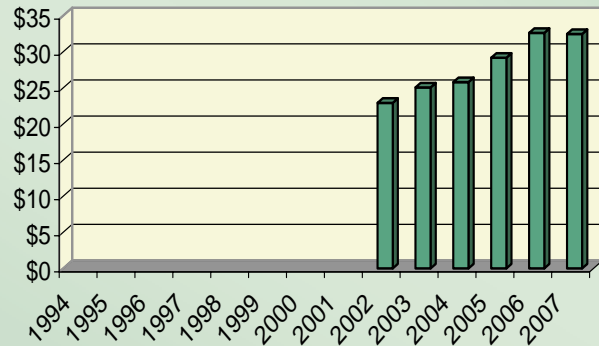
General Manager: Bob Thursby
 104 Pierce Street
 LaGrange, Missouri 63448
 (573) 655-4770

Date Licensed: February 1, 2005
 Gaming Space: 18,000 Square Feet
 Electronic Gaming Devices: 668
 Table Games: 14
 (1) Specialty Restaurant
 Meeting Space

Total Capital Investment in Property: \$59,644,846
 Total Employee Compensation: \$5,800,000
 Real Estate/Personal Property Tax: \$302,000
 State Sales Tax: \$106,700
 City Lease Payments: \$50,000
 Charitable Donations: \$46,900
 Total Employment: 250
 Minority Employment: 16
 Female Employment: 140

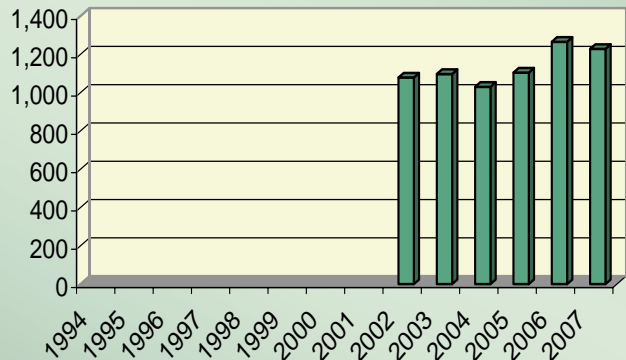
Fiscal Year Gaming Revenue

Millions



Fiscal Year Admissions

Thousands



City of LaGrange

Department	2007/ 2008 Adopted Budget	
Parks / Recreation		
Ballpark Improvements	\$	20,000
Antique lighting + sidewalks	\$	105,000
Boat Ramp	\$	10,000
Streets		
Sidewalk Improvements	\$	30,000
Parks Equipment	\$	10,000
Machinery & Vehicles	\$	16,100
Water		
New Water Well (in construction)	\$	235,000
New Water Lines (part of 5 year program)	\$	40,000
Replace media filter	\$	50,000
Wastewater		
New Sewer Treatment Plant (in construction) <i>(payment for this project shall be ongoing for three more years.)</i>	\$	520,000
Equipment for new plant	\$	16,400
Public Safety		
Fire Equipment	\$	16,500
Police Vehicle	\$	26,000
Total	\$	1,095,000

SOURCE: City of LaGrange



Sewer Treatment Plant



Water Well

*Improvements
Accomplished from
Local Gaming
Revenues*



Decorative
Street Lights

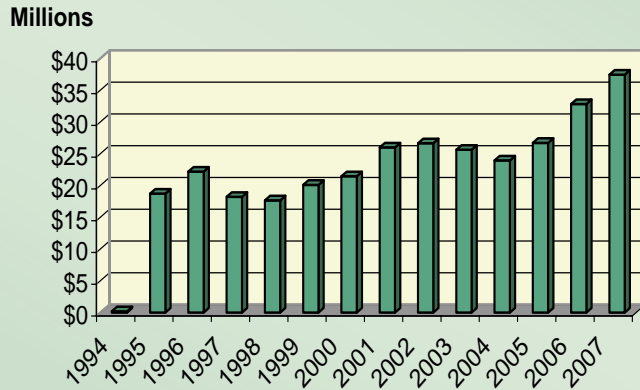
HGI -- St. Jo (Terrible's)

General Manager: Craig Travers
 777 Winners Circle
 St. Joseph, Missouri 64505
 (816) 279-5514

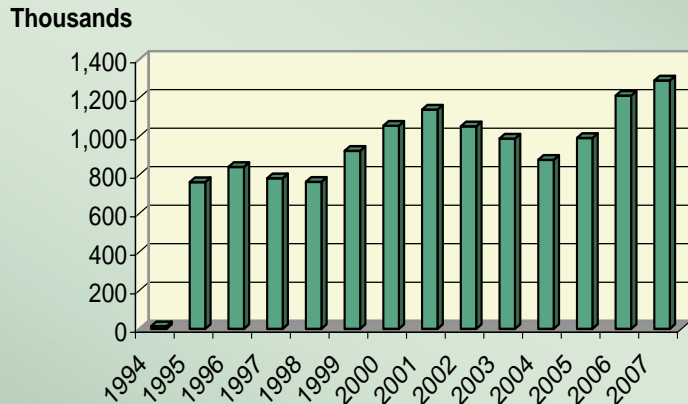
Date Licensed: February 1, 2005
 Gaming Space: 18,000 Square Feet
 Electronic Gaming Devices: 579
 Table Games: 11
 Buffet & (1) Specialty Restaurant
 Meeting Space

Total Capital Investment in Property: \$31,742,132
 Total Employee Compensation: \$7,650,000
 Real Estate/Personal Property Tax: \$369,500
 State Sales Tax: \$196,600
 City / County Lease Payments: \$852,800
 Charitable Donations: \$35,660
 Total Employment: 297
 Minority Employment: 21
 Female Employment: 173

Fiscal Year Gaming Revenue



Fiscal Year Admissions



CITY OF ST. JOSEPH

CATEGORY	FY06	FY07
Festival / Celebrations	\$ 68,500	\$ 62,000
Downtown Clean up Program	\$ 9,700	\$ 9,700
Infrastructure:		
Hike & Bike Trail 8 -10	\$ -	\$ 11,672
Discretionary Public Sidewalk replacement	\$ 100,000	\$ -
Westminister Place--fountain repair	\$ 3,000	\$ -
Nature Center	\$ -	\$ 453,907
Urban Trail	\$ -	\$ 87,000
Riverfront Park	\$ 5,500	\$ -
Smith Park Stairway replacement	\$ 11,038	\$ 4,664
Civic Center Park Sidewalk replacement	\$ 10,251	\$ 15,018
Living History Prserve Project	\$ 25,351	\$ 74,525
Horace Mann Priority Repairs	\$ 45,572	\$ 10,995
Major Parking Garage repairs & equipment	\$ 66,125	\$ 25,000
Phil Welsh Stadium Renovations	\$ 105,516	\$ 295,668
Projects for a Better Neighborhood/ Community Appearance Plan	\$ 156,424	\$ 127,178
Economic Development:		
Professional Services	\$ 77,303	\$ 100,000
Chamber of Commerce - Marketing Campaign	\$ 25,000	\$ 25,000
C of C - Economic Development Contract	\$ 160,000	\$ 160,000
Utility Acquisition	\$ 279,448	\$ -
Downtown Partnership contract	\$ 20,000	\$ 21,000
Industrial Life Science Institute	\$ 25,000	\$ 25,000
Brownsfield development consultant	\$ 81,988	\$ -
Ferguson Group	\$ 24,000	\$ 24,000
MO-KAN	\$ 25,000	\$ 25,000
Gov. Blunt DREAM Initiative Match	\$ -	\$ 15,000
Vehicles/Minor Equipment/Other Items	\$ 3,809	\$ 17,535
Other:		
Community Strategic Plan	\$ 12,000	\$ -
Public Awareness/Education	\$ -	\$ 44,427
Citywide Emergency Response	\$ -	\$ 11,200
Catholic Charities	\$ 13,000	\$ 13,000
Council Initiatives	\$ 30,000	\$ (1,250)
The Center	\$ 20,000	\$ -
Coleman Hawkins Statue	\$ -	\$ 15,000
St Joe Day at Arrowhead	\$ -	\$ 1,000
YMCA	\$ -	\$ 15,000
Legislative Lobbyist	\$ 9,900	\$ 9,900
Total Expenditures	\$ 1,413,425	\$ 1,698,139

SOURCE: City of St. Joseph



Civic Center Park Improvements



Phil Welch Locker Room Project

*Improvements
Accomplished from
Local Gaming
Revenues*



St. Joseph Nature Center

Buchanan County

	2005 ACTUAL EXPENDITURES	2006 ACTUAL EXPENDITURES	2007 BUDGET
Registration-Elections			
Election Expenses	\$ -	\$ 20,000.00	\$ -
Circuit Court			
Circuit Court Equipment	\$ 8,815.49	\$ 18,671.87	\$ -
Data Processing			
Comm. Telecom. Ser.	\$ 7,527.24	\$ 7,186.56	\$ -
Computer Equip/Service	\$ 368,403.24	\$ 605,253.80	\$ 158,429.00
Juvenile Office			
Juvenile Equipment	\$ -	\$ 3,221.63	\$ -
Health and Welfare			
Social Welfare Board	\$ -	\$ 15,000.00	\$ 230,000.00
Health Department	\$ 124,938.22	\$ 135,787.32	\$ 135,800.00
Mercy Hosptial	\$ -	\$ 25,000.00	\$ 15,000.00
Public Services			
Extension Council	\$ -	\$ 92,900.04	\$ 92,900.00
Soil & Water Conserv.	\$ 10,000.00	\$ 10,000.00	\$ 10,000.00
General Accounts			
Community Support	\$ 153,465.81	\$ 156,663.23	\$ 150,000.00
New Radio System	\$ 53,176.70	\$ -	\$ -
Public Defender Lease	\$ 33,945.96	\$ 41,438.82	\$ 45,000.00
Hazmat Team Expenses	\$ -	\$ 23,858.99	\$ 4,974.00
General Expenses	\$ 212,123.28	\$ 85,641.84	\$ 181,143.32
Postage	\$ 177,600.00	\$ 211,480.00	\$ 40,099.52
Professional Services	\$ 140,090.99	\$ 137,338.81	\$ 161,500.00
Pre-Placement Physicals	\$ -	\$ 441.25	\$ -
Tower Expenses	\$ 10,475.00	\$ -	\$ 20,000.00
	\$ 1,300,561.93	\$ 1,589,884.16	\$ 1,244,845.84

SOURCE: Buchanan County

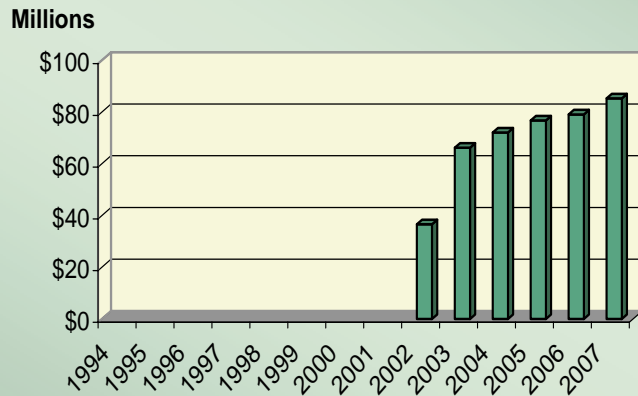
Isle of Capri -- Boonville

General Manager: Bari Richter
 100 Isle of Capri Boulevard
 Boonville, MO 65233
 (660) 882-1200

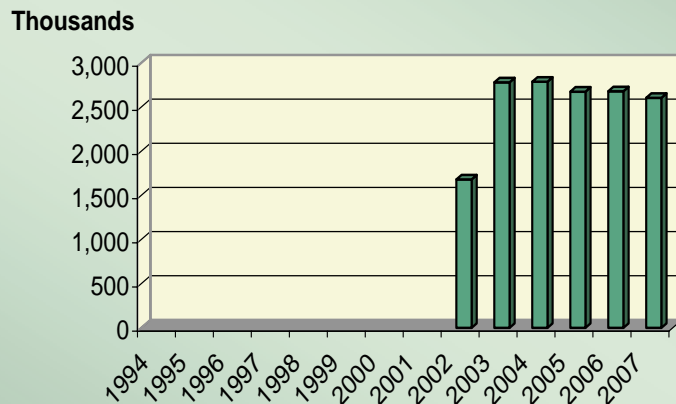
Date Licensed: December 6, 2001
 Gaming Space: 28,000 Square Feet
 Electronic Gaming Devices: 905
 Table Games: 33
 Buffet, (1) Specialty Restaurant & Deli
 Meeting Space, Ballroom
 120-Room Hotel

Total Capital Investment on Property: \$88,725,667
 Total Employee Compensation: \$17,328,000
 Real Estate/Personal Property Tax: \$636,100
 State Sales Tax: \$259,000
 Charitable Donations: \$64,666
 Total Employment: 631
 Minority Employment: 56
 Female Employment: 352

Fiscal Year Gaming Revenue



Fiscal Year Admissions



CITY OF BOONVILLE

Expenditures	FY2007	Expenditures	FY 2007
Audit Fees	\$ 1,000	Wasterwater Plt Sandblast/Paint Basin	\$ 9,271
Howard County Sheriff's Department	\$ 31,250	Wastewater Sys New Ind Park Lift Station	\$ 58,539
Howard County Prosecuting Attorney	\$ 18,750	Wastewater Plt Fecal Coliform Study	\$ 5,744
New Franklin Police Department	\$ 12,499	Airport Prep/Repaint Fuel Tank	\$ 1,485
Cooper County Sheriff's Department	\$ 43,750	Airport Erosion Control Measures	\$ 1,958
Cooper County Prosecuting Attorney	\$ 24,999	Wastewater Sys Sewer Extension	\$ 133,510
Moniteau County Sheriff's Department	\$ 5,000	Administration Computer and Software	\$ 14,119
Mustang	\$ 25,000	Administration Support Items for Planning	\$ 46,142
City of Blackwater	\$ 1,000	Police-Three Cars	\$ 60,000
City of Otterville	\$ 1,000	Street-Street Overlay Program	\$ 326,322
City of Bunceton	\$ 1,000	Administration-Kemper Expenses	\$ 22,955
City of Pilot Grove	\$ 2,000	Street-Salt Shed Repair	\$ 3,153
City of Prairie Home	\$ 1,000	Sweeper Repairs	\$ 7,043
Boonslick Y.M.C.A.	\$ 72,000	Street-Overhead Garage Doors	\$ 2,304
Boonslick Senior Center	\$ 23,862	Parks-Tennis Court Resurfacing	\$ 32,870
M.U. Extension Center	\$ 2,400	Garage-Water Fountain	\$ 1,178
C.C.B.C.	\$ 3,500	Animal Control-Computer Software	\$ 1,173
Unlimited Opportunities	\$ 9,000	Airport-Terminal Repairs	\$ 2,824
Summer Youth Program	\$ 3,355	Johnston Field House Repairs	\$ 51,490
Friends of Historic Boonville	\$ 5,000	Housing/Dangerous Building Demo	\$ 4,235
Water Plant Basin Valve Replacement	\$ 171,427	Various-Police Computer City Hall Sound	\$ 50,832
Water Plt Phase I Short Circuiting Res	\$ 1,348	Sidewalk Match Program	\$ 32,487
Water Plt New Ammonia Feed Apparatus	\$ 55,913	Parks-Kemper Armory Conversion	\$ 73,979
Water Plt New Clearwell Hatch	\$ 13,086	Johnston Field House Window Replacement	\$ 404,284
Water Plt New SCADA Scales	\$ 18,181	Sidewalk Rpl City Hall, 3rd Katy Trl Area	\$ 92,969
Water Plt Erosion Control Project Design	\$ 25,446	Street-Riviera Street Improvements	\$ 39,602
Water Plt Special Testing Fees	\$ 85,710	Street-Sixth Street Brick and Fees	\$ 204,842
Water Dept Water Main Loop Santa Fe Trl	\$ 24,916	Street-Troutdale Drainage Design	\$ 3,124
Water Dept River Pump Improvement Proj	\$ 92,433	Trans to General, Sanitation & Water Funds	\$ 1,521,200
Wastewater Plant-New Sampler	\$ 8,702		
		Gaming Fund Expenditures	\$ <u>3,998,161</u>

SOURCE: City of Boonville



Purchase of Kemper Property



New Police Station

*Improvements
Accomplished from
Local Gaming
Revenues*



3 New Police Cars

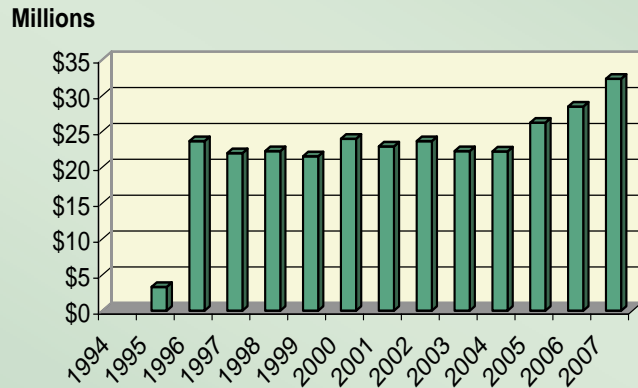
Isle of Capri -- Caruthersville

General Manager: Lyle Randolph
 777 E. 3rd Street
 Caruthersville, Missouri 63830
 (573) 333-1000

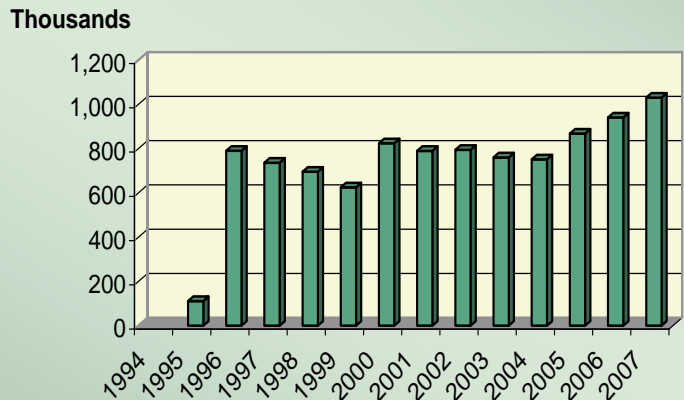
Date Licensed: April 27, 1995
 Gaming Space: 21,400 Square Feet
 Electronic Gaming Devices: 651
 Table Games: 22
 (1) Specialty Restaurant
 RV Park (27-space)

Total Capital Investment in Property: \$63,670,156
 Total Employee Compensation: \$8,035,000
 Real Estate/Personal Property Tax: \$363,900
 State Sales Tax: \$50,700
 City Lease Payments: \$137,100
 Charitable Donations: \$77,000
 Total Employment: 313
 Minority Employment: 78
 Female Employment: 190

Fiscal Year Gaming Revenue



Fiscal Year Admissions



CITY OF CARUTHERSVILLE

GAMING REVENUE EXPENDITURES	2005-2006	2006-2007	2007-2008 Budgeted
Drainage			
Street Improvements/Tornado Related			\$ 240,000
Water/Wastewater Improvements			
Water Tower Maintenance			
Water Well Repair	\$ 24,642		
Lift Station Replacement			\$ 300,000
Street Improvements			
Miscellaneous Street Improvements	\$ 19,300	\$ 18,432	\$ 30,000
Public Safety			
CIF Funding		\$ 7,378	\$ 10,000
Additional Police Officers	\$ 57,321	\$ 93,872	
Fire Department Equipment			\$ 10,500
Humane Shelter Building			\$ 10,000
Police Equipment			\$ 28,000
Other Infrastructure			
Sidewalks	\$ 8,254	\$ 1,393	\$ 10,000
Airport Improvements	\$ 3,680		\$ 12,000
Downtown Redevelopment			\$ 90,000
Cemetery Fencing		\$ 21,396	
TOTAL	\$ 113,198	\$ 142,470	\$ 740,500

**Numbers were rounded off.
 SOURCE: City of Caruthersville



River View Walk Trail



New Police Vehicle

*Improvements
 Accomplished from
 Local Gaming
 Revenues*



New Automatic Iron
 Cemetery Gates

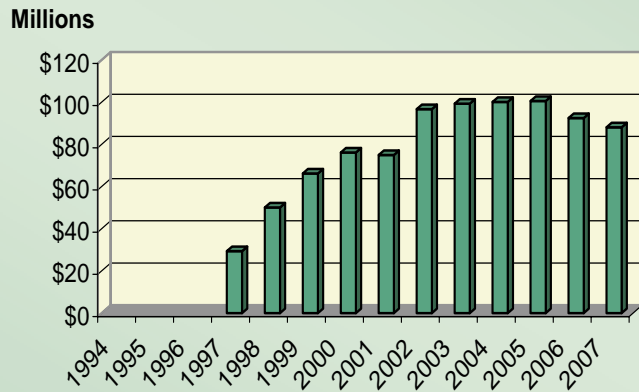
Isle of Capri -- Kansas City

General Manager: Michael Tamburelli
 1800 E. Front Street
 Kansas City, Missouri 64120
 (816) 855-7777

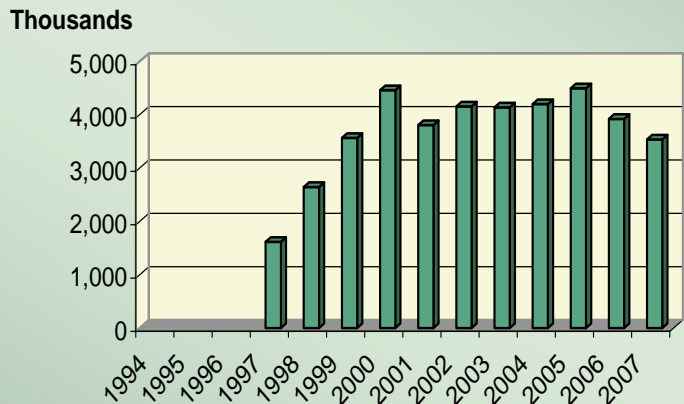
Date Licensed: June 6, 2000
 Gaming Space: 45,300 Square Feet
 Electronic Gaming Devices: 1,512
 Table Games: 22
 Buffet, (1) Specialty Restaurant & Deli
 Garage Parking

Total Capital Investment in Property: \$85,000,000
 Total Employee Compensation: \$19,460,500
 Real Estate/Personal Property Tax: \$815,870
 State Sales Tax: \$417,900
 City Lease Payments: \$2,000,000 base rent
 \$1,164,600 contingent rent
 Charitable Donations: \$155,470
 Total Employment: 555
 Minority Employment: 274
 Female Employment: 277

Fiscal Year Gaming Revenue



Fiscal Year Admissions



City of Kansas City

	Adopted FY 2006-07	Pro Rata FY 2006-07	Adopted FY 2007-08	Pro Rata FY 2007-08
Equipment/Deferred Maintenance				
General Services				
Equipment Replacement	\$ -	\$ -	\$ 1,400,000	\$ 397,600
Fleet Replacement	\$ -	\$ -	\$ 1,428,975	\$ 405,829
Subtotal:	\$ -	\$ -	\$ 2,828,975	\$ 803,429
Information Technology				
Citywide Personal Computer Repl. Prog.	\$ 1,450,000	\$ 411,800	\$ 900,000	\$ 255,600
GIS Upgrade	\$ 385,191	\$ 109,394	\$ 386,277	\$ 109,703
Subtotal:	\$ 1,835,191	\$ 521,194	\$ 1,286,277	\$ 365,303
Police Department				
Fleet Operations	\$ 824,000	\$ 234,016	\$ 1,000,000	\$ 284,000
Neighborhood and Community Services				
Equipment Replacement	\$ 270,000	\$ 76,680	\$ -	\$ -
Parks and Recreation Department				
Equipment Replacement	\$ 1,300,000	\$ 369,200	\$ -	\$ -
Department of Public Works				
Equipment Replacement	\$ 1,300,000	\$ 369,200	\$ -	\$ -
Total Equipment/Deferred Maintenance:	\$ 5,529,191	\$ 1,570,290	\$ 5,115,252	\$ 1,452,732
Capital Improvements				
Roadways and Street Markings				
Street Preservation	\$ -	\$ -	\$ 605,889	\$ 172,072
Neighborhood Sign Replacement	\$ 100,000	\$ 28,400	\$ 91,924	\$ 26,106
Subtotal:	\$ 100,000	\$ 28,400	\$ 697,813	\$ 198,179
Streetlight System				
Streetlight System Expansion	\$ 9,396,000	\$ 2,668,464	\$ 9,418,992	\$ 2,674,994
MOPUB Streetlight Purchase	\$ 256,438	\$ 72,828	\$ 256,875	\$ 72,953
Subtotal:	\$ 9,652,438	\$ 2,741,292	\$ 9,675,867	\$ 2,747,946
Public Facilities				
Municipal Service Center Debt Retirement	\$ 1,395,758	\$ 396,395	\$ 499,410	\$ 141,832
City Market Debt Retirement	\$ 1,398,793	\$ 397,257	\$ 1,404,855	\$ 398,979
Kansas City Zoo Buildings and Grounds	\$ 100,000	\$ 28,400	\$ -	\$ -
Park Maintenance	\$ 755,000	\$ 214,420	\$ 597,505	\$ 169,691
Swimming Pool Maintenance	\$ 100,000	\$ 28,400	\$ 137,886	\$ 39,160
1% Fountain/Monument Restoration	\$ 100,000	\$ 28,400	\$ 91,924	\$ 26,106
Parks Roads and Parking Lots	\$ 100,429	\$ 28,522	\$ 183,848	\$ 52,213
Park Facilities Improvements	\$ 700,000	\$ 198,800	\$ 597,505	\$ 169,691
Tree Trimming	\$ 500,000	\$ 142,000	\$ 1,562,706	\$ 443,809
Boulevard Reconstruction	\$ -	\$ -	\$ 689,429	\$ 195,798
City Hall Building Maintenance	\$ 1,207,749	\$ 343,001	\$ -	\$ -
Subtotal:	\$ 6,357,729	\$ 1,805,595	\$ 5,765,068	\$ 1,637,279
Total Capital Improvements:	\$ 16,110,167	\$ 4,575,287	\$ 16,138,748	\$ 4,583,404
Total Gaming Funds Allocated:	\$ 21,639,358	\$ 6,145,578	\$ 21,254,000	\$ 6,036,136

* Data is estimate of Isle of Capri's pro rata share of total gaming revenue paid to Kansas City, MO.
 ** Dollars are rounded.



KC Zoo



75th & Troost
 Street Improvements

*Improvements
 Accomplished from
 Local Gaming
 Revenues*

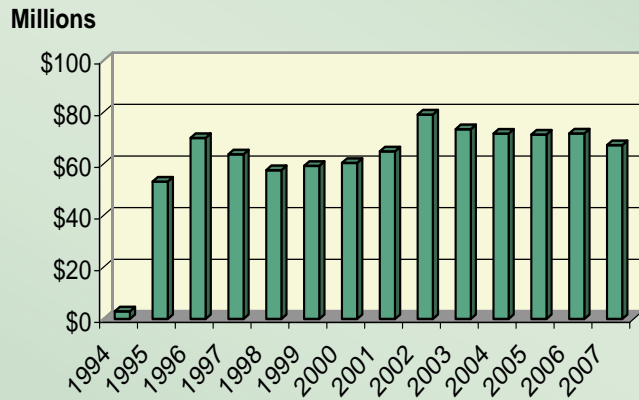
President Casino

General Manager: Chris Strobbe
 1000 N. Leonor K. Sullivan Blvd.
 St. Louis, Missouri 63102
 (314) 622-3000

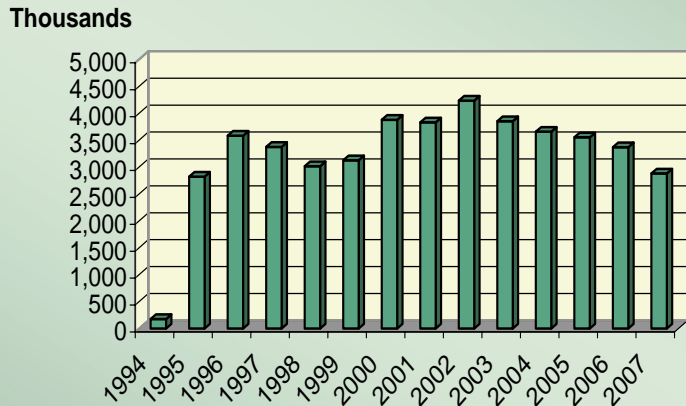
Date Licensed: May 27, 1994
 Gaming Space: 53,800 Square Feet
 Electronic Gaming Devices: 827
 Table Games: 28
 Buffet

Total Capital Investment of Property: \$69,262,278
 Total Employee Compensation: \$17,040,000
 Real Estate/Personal Property Tax: \$273,300
 State Sales Tax: \$207,000
 City Lease Payments: \$1,375,000
 Charitable Donations: \$142,870
 Total Employment: 552
 Minority Employment: 350
 Female Employment: 290

Fiscal Year Gaming Revenue



Fiscal Year Admissions



City of St. Louis

Three Primary Sources:

2% AGR Tax: Allocated to support police patrols, fire marine unit supplies and conduct public safety related capital improvements on the riverfront.

Admission Fee: Allocated to the City's Capital Fund. These funds are budgeted each year for items such as arterial street paving, bridge repair, rolling stock replacement, public building improvements, etc.

Port Authority Lease (2% of AGR): In addition to gaming taxes, this revenue is in the form of a lease payment paid to the Port Authority. These funds are generally appropriated for furthering housing and economic development efforts of the St. Louis Development Corporation (SLDC).

	FY04	FY05	FY06	FY07	FY08b
Public Safety					
Payment to Port Authority	\$ 600,000	\$ 575,000	\$ 300,000	\$ 200,000	\$ 900,000
Police Patrols	\$ 650,000	\$ 650,000	\$ 950,000	\$ 1,350,000	\$ 1,350,000
Fire Department Marine Unit Supplies	\$ 9,977	\$ 2,509	\$ 31,159	\$ 21,433	\$ 25,000
Compulsive Gamblers' Fund					\$ 50,000
Subtotal	\$ 1,259,977	\$ 1,227,509	\$ 1,281,159	\$ 1,571,433	\$ 2,325,000
Capital Improvements					
Capital Fund Contribution	\$ 3,900,000	\$ 3,600,000	\$ 3,700,000	\$ 2,700,000	\$ 3,900,000
Subtotal	\$ 3,900,000	\$ 3,600,000	\$ 3,700,000	\$ 2,700,000	\$ 3,900,000
Economic Development					
SLDC Economic Development	\$ 1,500,000	\$ 1,500,000	\$ 1,500,000	\$ 1,500,000	\$ 700,000
Subtotal	\$ 1,500,000	\$ 1,500,000	\$ 1,500,000	\$ 1,500,000	\$ 700,000
Total	\$ 6,659,977	\$ 6,327,509	\$ 6,481,159	\$ 5,771,433	\$ 6,925,000

Source: City of St. Louis



Broadway Bridge over River Des Peres



Forest Park Parkway



Riverview Bridge over Maline Creek

*Improvements
Accomplished from
Local Gaming
Revenues*

Missouri Gaming Commission Locations



Jefferson City: Missouri Gaming Commission Headquarters
3417 Knipp Drive
(Mailing Address: PO Box 1847)
Jefferson City, Missouri 65102
Telephone: (573) 526-4080
Fax: (573) 526-1999
Websites: www.mgc.dps.mo.gov
www.showmegaming.com

**“The Missouri Gaming Commission will
strive to promote a positive impact on the State by
ensuring the integrity of charitable and commercial gaming.”**
-- MGC Mission Statement



St. Louis: St. Louis MGC Office
11775 Borman Drive, Suite 104
St. Louis, Missouri 63146
Telephone: (314) 340-4400
Fax: (314) 340-4404



Kansas City: Kansas City MGC Office
6300 Enterprise Road, Suite 125
Kansas City, Missouri 64120
Telephone: (816) 482-5700
Fax: (816) 482-5704